


Keynote Presentation

Duco Sickinghe, CEO

telenet 

At the heart of
your digital lifestyle.



Investor & Analyst Conference 2008

Mechelen, Belgium
May 13, 2008

Agenda – Keynote

telenet 

MORNING SESSION

- 1. Our Company**
- 2. Broadband internet**
- 3. Telephony**
- 4. Digital TV**
- 5. Packs – bringing it all together**
- 6. Telenet Solutions**
- 7. Marketing, sales & care**

AFTERNOON SESSION

- 8. Our vision on mobile**
- 9. Operational long-term projections & Strategy**

Part 1

Our company

A fast evolving company

We started with broadband and telephony

telenet 

 **HOSTBASKET**



BB Internet

1996



Telephony

Aug 1997



Analogue TV

Aug 2002

PRIME

PayTV

Dec 2003




**Launch
iDTV**

Sep 2005



**Telenet
Mobile**

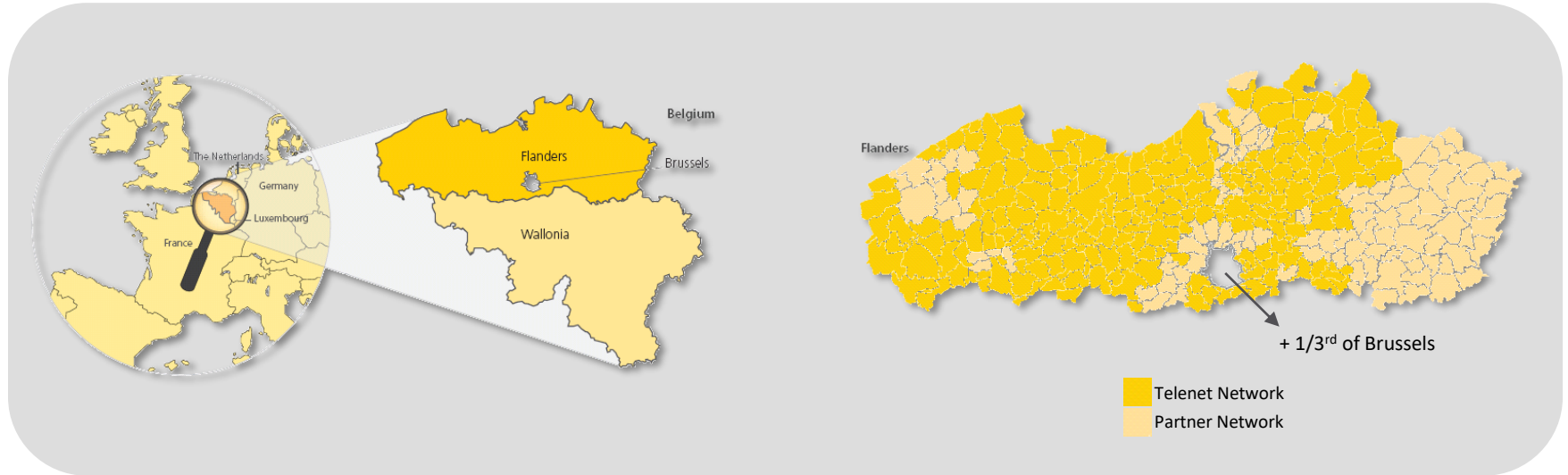
Aug 2006



**HDTV &
Hosting**

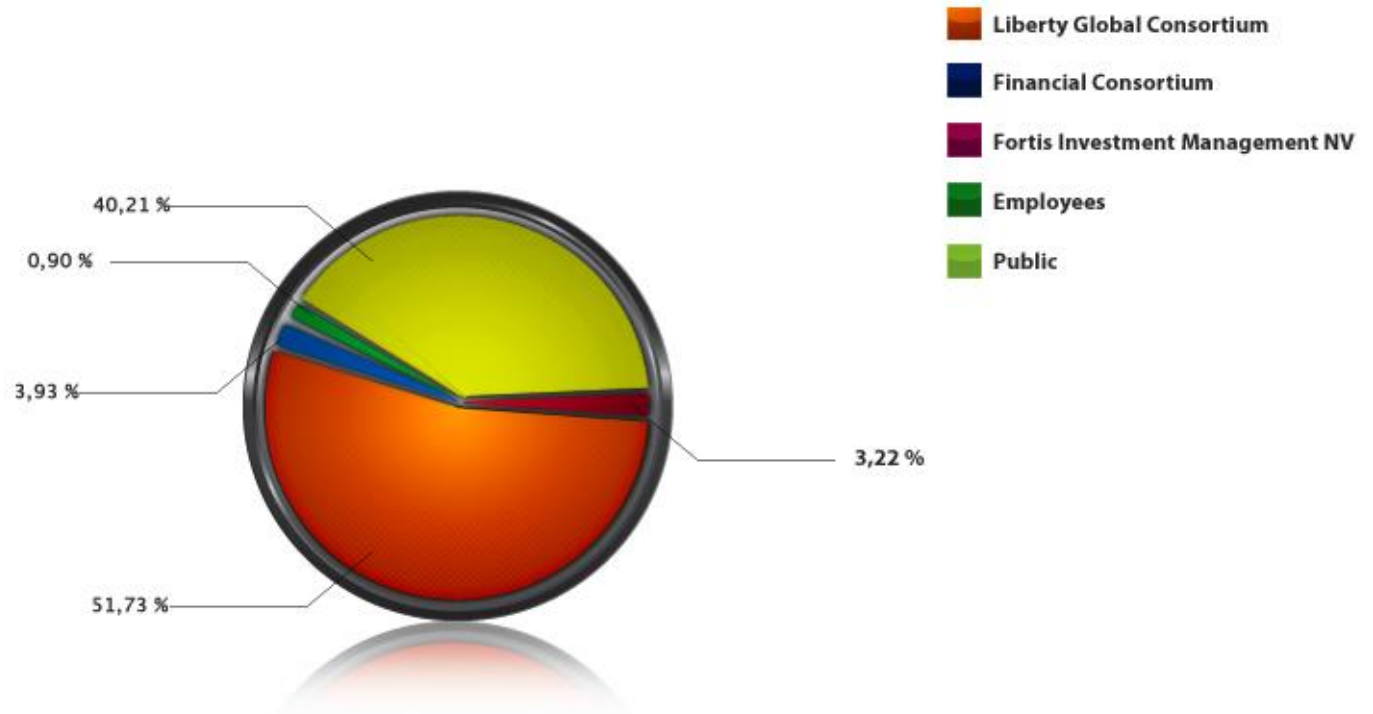
Dec 2007

Our footprint



- **Our footprint equals Flanders region**
- **One language = characteristics of national market**
- **2.8 million homes passed for broadband, telephony and mobile (= 55% of Belgium)**
- **1.9 million homes passed for analog and digital television (= 38% of Belgium)**

Our shareholders



- **Listed on Euronext Brussels (TNET)**
- **Average daily volume: 273,608**
- **Market cap: 1.7bn EUR**

Strong brand image

telenet 

High-visibility campaigns



Brand presence



You're in a
Wireless Internet Zone

 Take Off to Your
Favourite Website


telenet
hotspot



Leading individual products

telenet 



Internet
Broadband



Strong market position
Speed leadership versus DSL




Telephony
Fixed & Mobile



**Transparent and competitive
flat fee rate plans**
**Combined portfolio of fixed
and mobile**



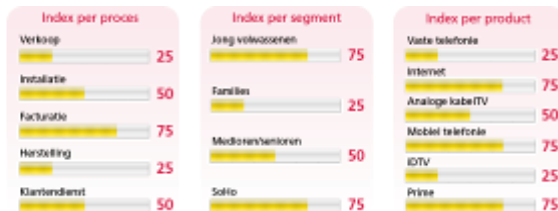
Television
Analog & Digital



**Superior and innovative
product with unique set of
features, content and image
quality**

Care about our customers

telenet 



100+ managers receive their annual incentive based on:
40% customer satisfaction,
40% operational performance
and 20% managerial skills

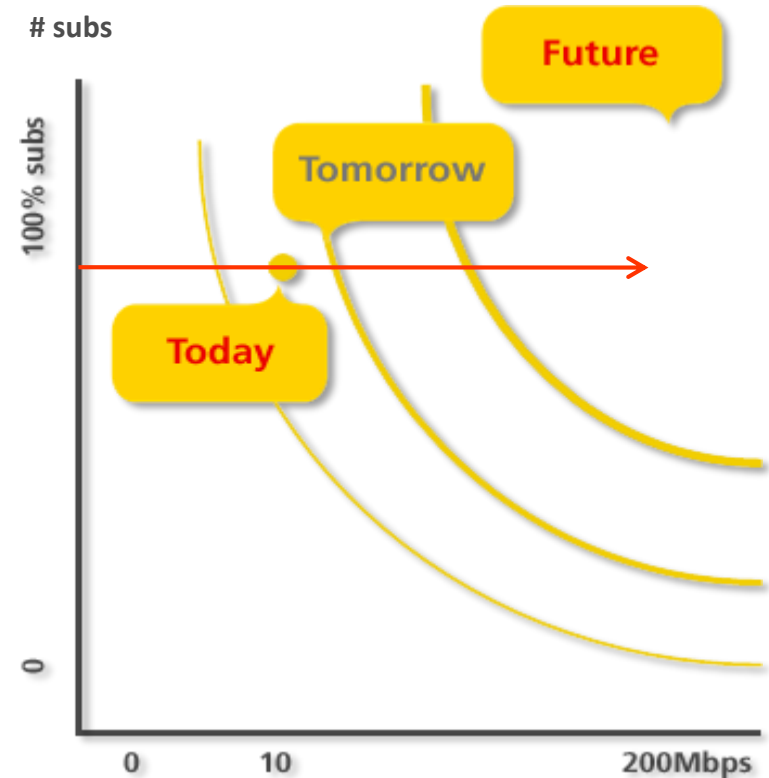
Process-oriented organization

- Six sigma
- End-to-end responsibility
- Core process-driven organization versus vertical



Technological innovation and standards

- **Telenet wide-band**
(EuroDocsis 1.0 > 2.0 > 3.0)
- **Voice over IP**
- **DVB and MHP**
later adopted by the US cable as True2Way
- **Telenet constructed and further develops the information highway:**
 - > €1 billion in the Telenet network development
 - > €50 million in research & development of iDTV
 - > €4 million in research & development of WiFi



People and culture

- **‘Best people on the bus’**
- **Balanced remuneration (customer satisfaction versus cash flow)**
- **Telenet growth generates employment:**
 - **1,600+ employees directly**
 - **1,000+ employees indirectly (subcontractors, call centers,...)**



Flanders' topology offers the best opportunities for cable

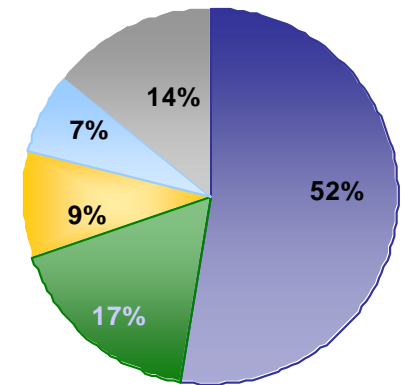
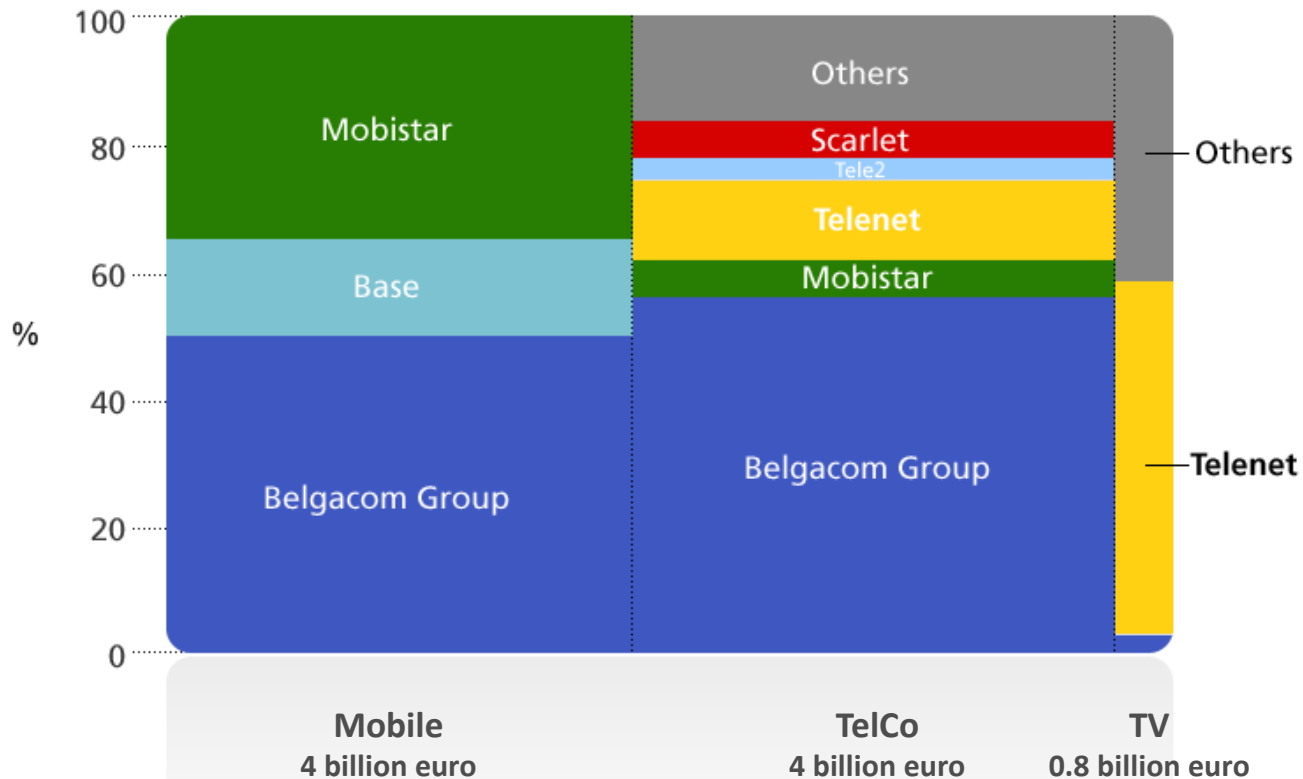
Country	% cable penetration	% homes passed
Flanders	90%	98%
Netherlands	80%	96%
Germany	45%	70%
UK	20%	55%
France	15%	35%

Outperforming the telecom sector

Item	Telenet	European Telecoms Sector
Revenue CAGR (2005 – 2010 cons)	10%	5%
EBITDA CAGR (2005 – 2010 cons)	10%	4%
EBITDA margin (2007)	48%	33%
Operating FCF CAGR (2005 – 2010 cons)	17%	6%
Operating FCF vs revenue (2007)	25%	18%

The Belgian telecom landscape

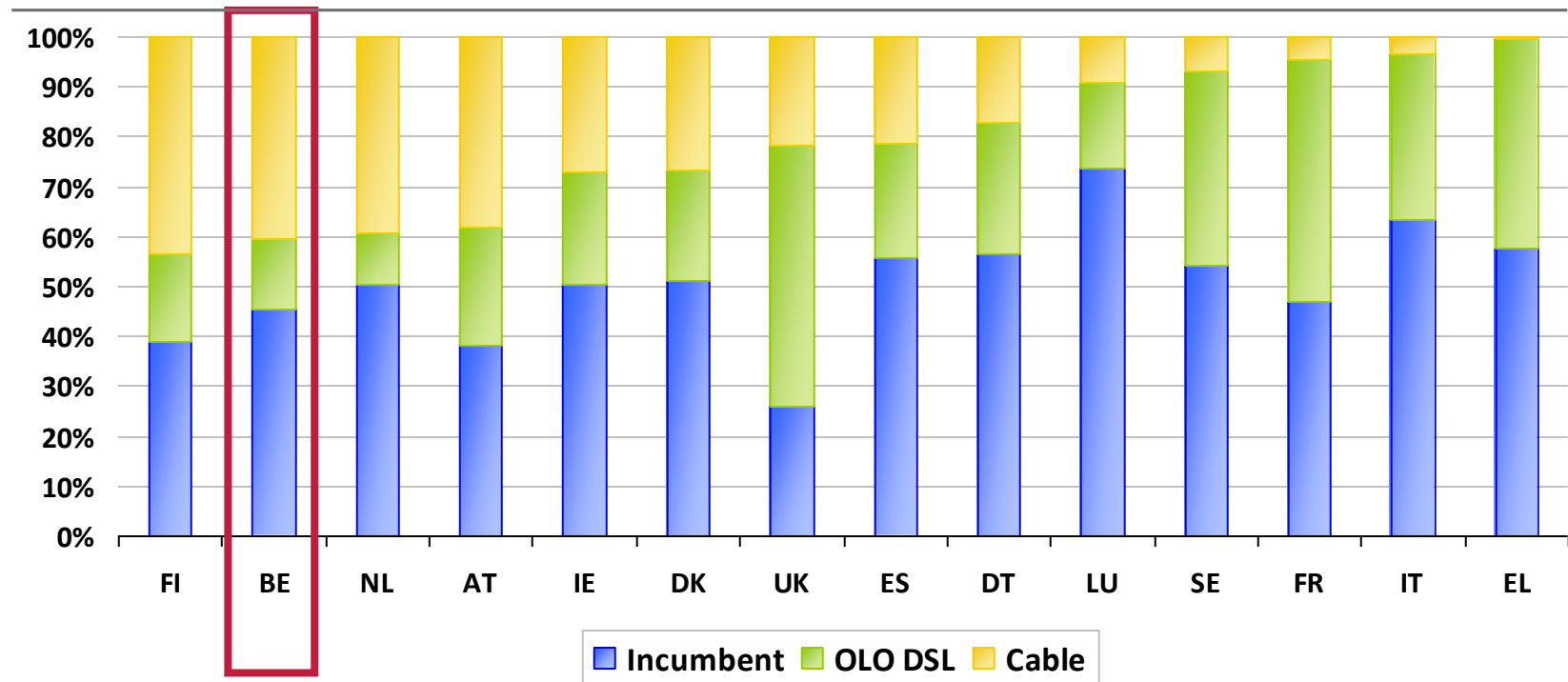
telenet 



Total market value = €8.8bn

Cable is a guarantee for competition in absence of OLOs

Technology market shares Dec 2007 (%)



Part 2

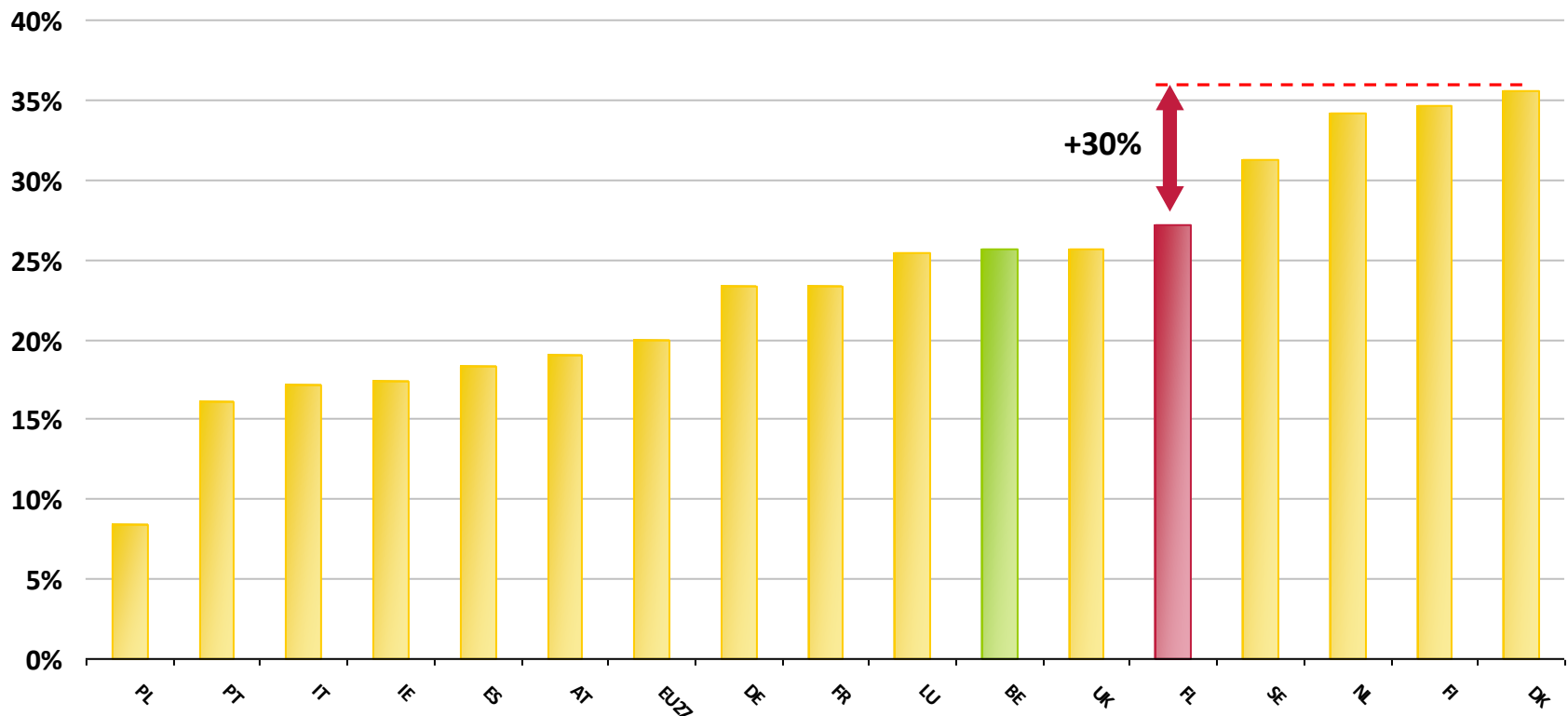
Broadband internet



Broadband penetration

Currently no. 5, but still enough room for growth

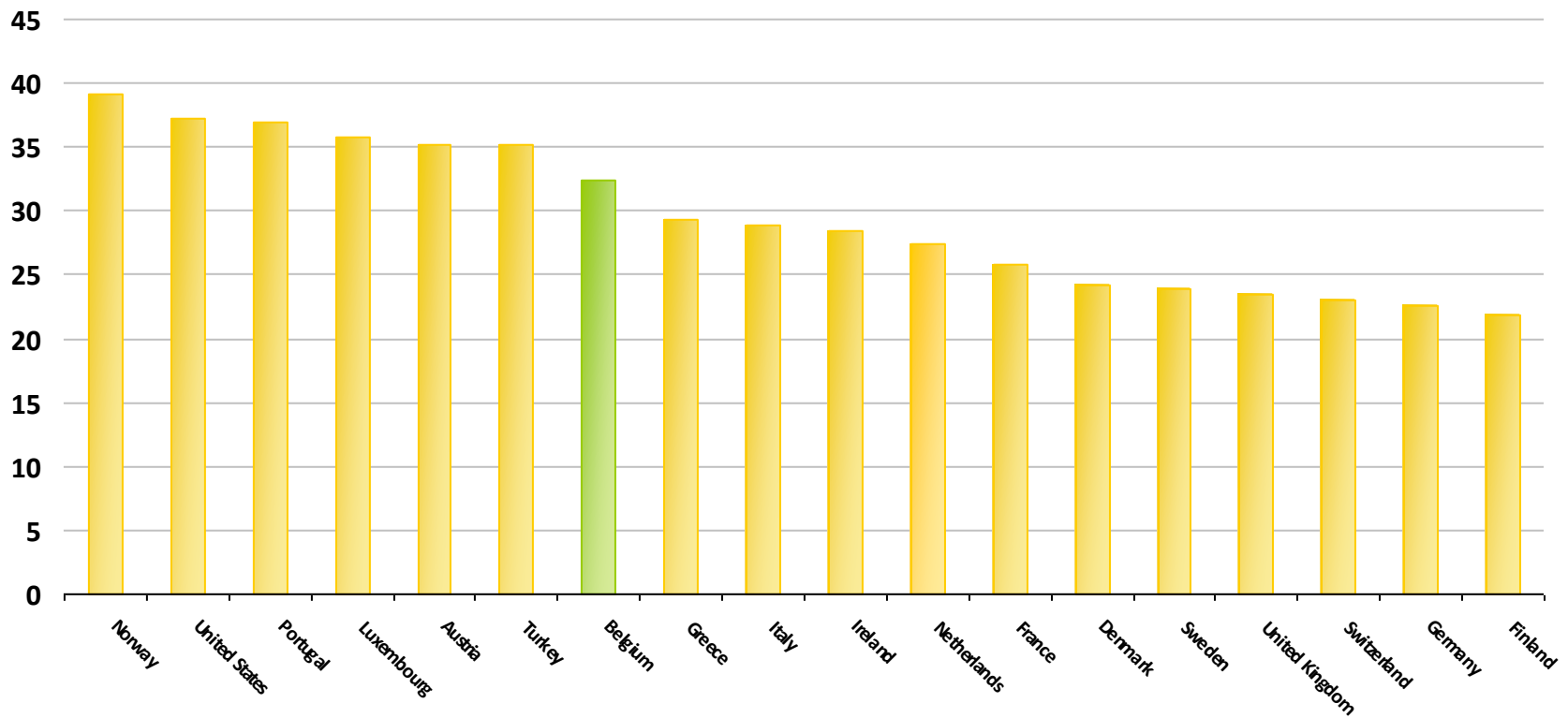
Broadband penetration Q4 2007 (% of population)



Broadband subscription price

Belgian prices are on average in Europe, and...

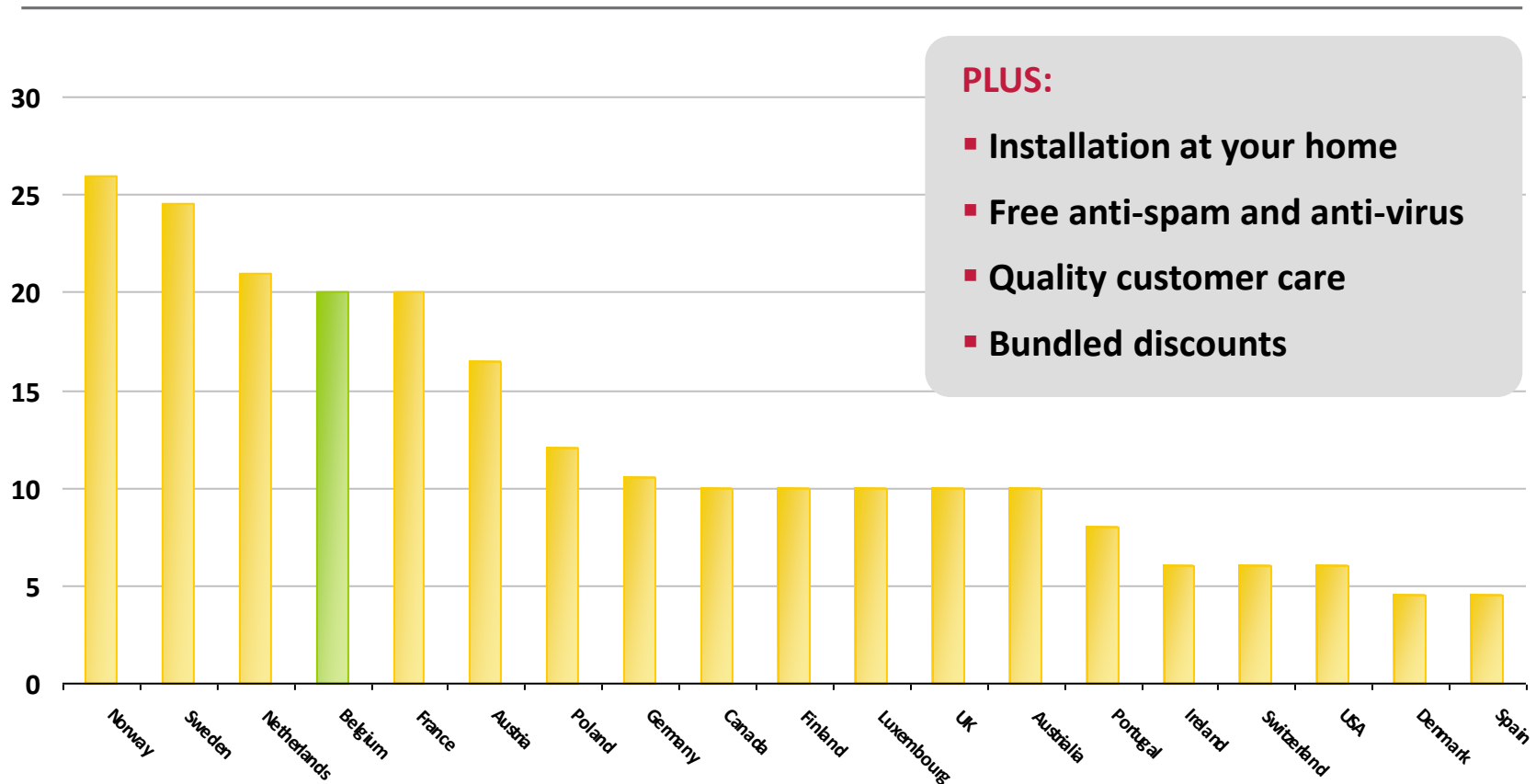
Broadband internet average subscription price Oct 2007 (EUR)



Broadband max downstream speed

...customers get more in return

Highest downstream capacity offered by cable (MBps)



PLUS:

- Installation at your home
- Free anti-spam and anti-virus
- Quality customer care
- Bundled discounts

Snapshot comparison within Europe

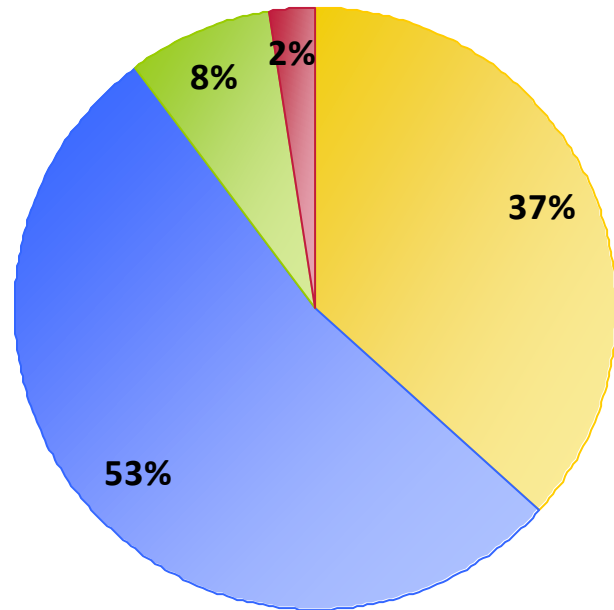
Item	France Telecom	KPN NL	Telenet	BT UK	Telenet	Swisscom	KPN NL
Downstream (MBps)	8	3	4	8	10	5	6
Upstream (MBps)	n/a	512	256	n/a	512	500	768
List price (€)	29.9	30.0	30.6	32.5	42.9	38.4	50.0
Price excl. VAT (€)	25.0	25.2	25.3	27.6	35.5	35.6	42.0

Broadband internet performance

Market shares and subscriber base

Market shares Q4 2007 (%)

BELGIUM

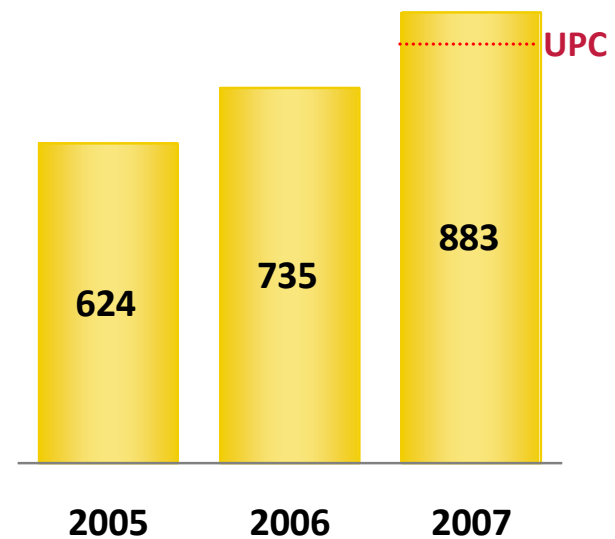


 Telenet  Belgacom  Other DSL  Other Cable

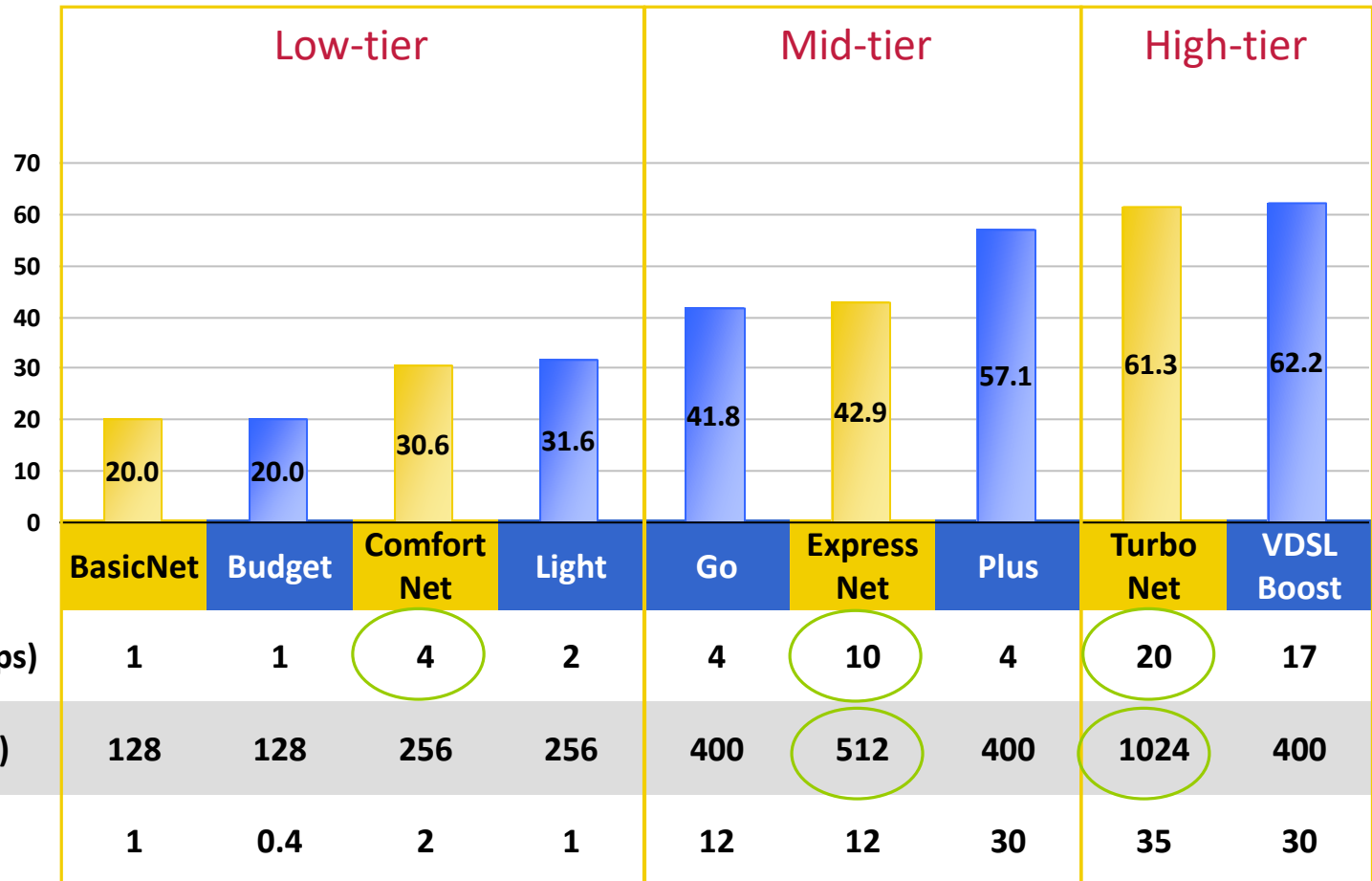
► Telenet only present in 55% of country

Subscriber base (000)

BELGIUM



Broadband internet comparison



Our internet products have been awarded “Best Buy”

telenet 

TEST aankoop

Light

Telenet Comfortnet



Standaard

Telenet Standard Pack



Telenet ExpressNet



Plus

Telenet TurboNet

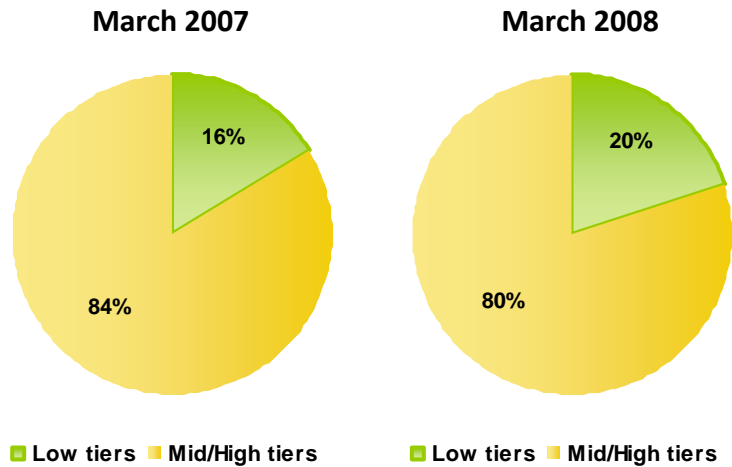


Broadband internet performance

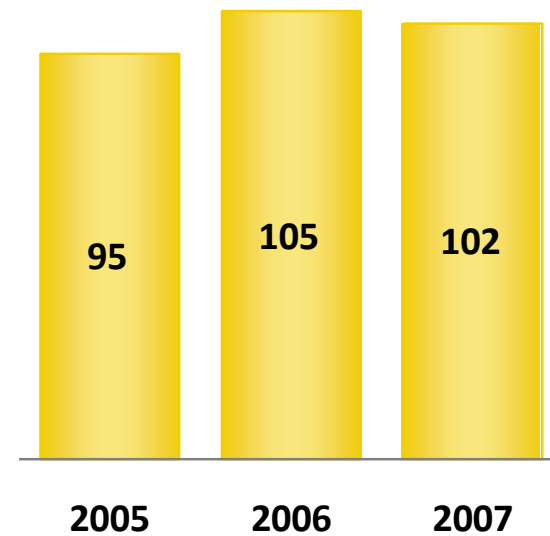
Majority subscribes to >10Mbps products



Product tiers Q4 2007 (%)



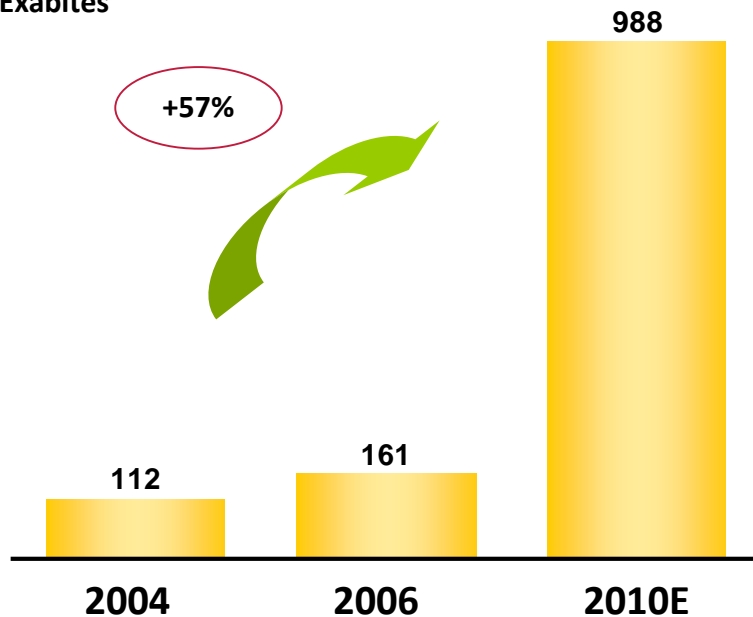
Net additions – annual (000)



Mid/High: >10 MBps
Low: <10 MBps

The internet is in real expansion

In Exabites



- 70% of bits created by 2010 will be by consumers
- The rise of Web 2.0 technologies facilitates participation, creation and sharing, e.g. Blogs, Social networks, Sharing, Podcast, RSS
- 71% of all content on peer-to-peer networks is video



The digital economy is driven by three factors

New devices +18%

- 500 million internet modems of which 60% on broadband
- >3 bn mobile phones
- 175 million Digital TV sold
- >1 bn PC's

Performance +22%

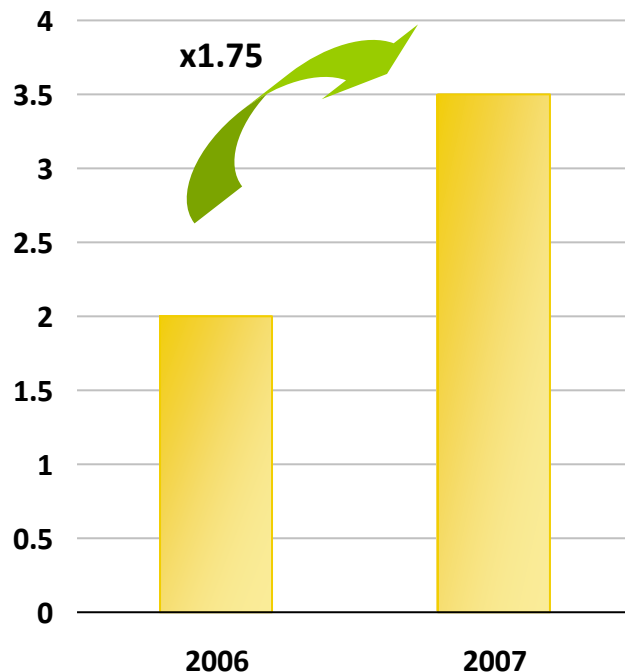
- Processing power doubles every year
- Ability to store and share information doubles every year

Internet +60%

- Globally, 10% of population converts to broadband a year
- Mailboxes have increased from 250 million in 1998 to >1.6 billion today
- Key drivers include video, virtual worlds and web 2.0 technologies

Telenet will proactively adjust its products to meet customer's demand

Average monthly volume (GB per user)



Changing habits require increasing bandwidth

Text
Email
Basic web sites

Graphics
Photo sharing
Flash, Java

Video
Broadcast yourself

Broadband internet strategy

Sustain product leadership

- Sustain speed leadership over DSL
- Follow the customer's needs
- Gradually increase speed and volume

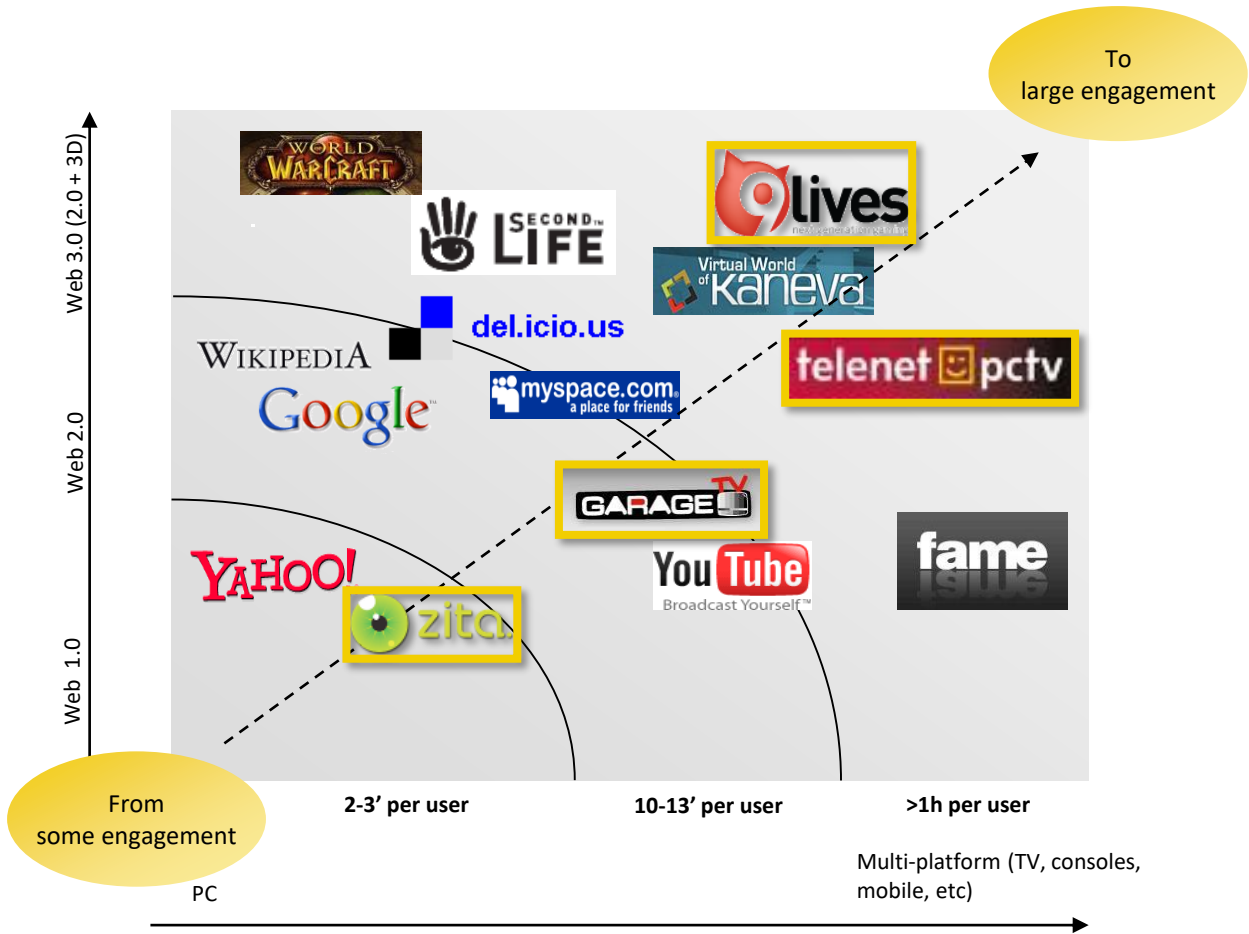
Stimulate Market development

- Integrated in-home equipment
- Move up the broadband value chain with next generation Docsis
- Stimulate PC-independent broadband services
- Upgrade current GPRS datacard to HSDPA standards

Improve customer satisfaction

- Improve value-added-services: anti-spam, Internet Security Pack, hosting
- Link feedback from market research with future development

Internet “over the top”: we have a wide presence on the web



Our online media portfolio

telenet 

Zita

- n° 2 portal in Flanders
- 3.5 million unique visitors per month
- Open: widget concept enables surfers to put any content they want



GarageTV

- First Belgian video sharing site
- 1 million unique visitors per month
- Over 70 million videos viewed since launch



9lives

- n°1 games community
- 0.4 million unique visitors per month
- Start-up of online gaming TV this year



Part 3

Telephony

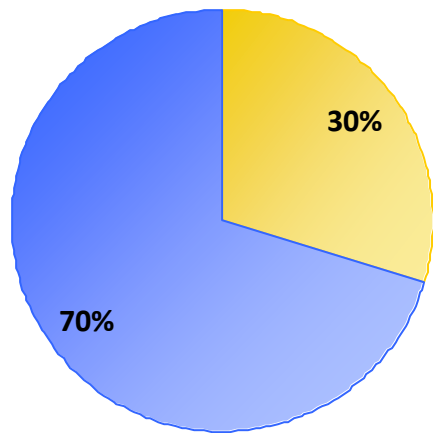


Fixed telephony performance

Market shares and subscriber base

Market shares Q4 2007 (%)

FLANDERS

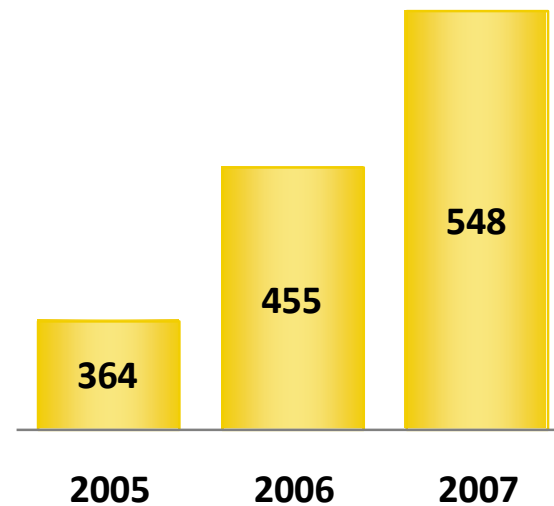


 Telenet  Belgacom

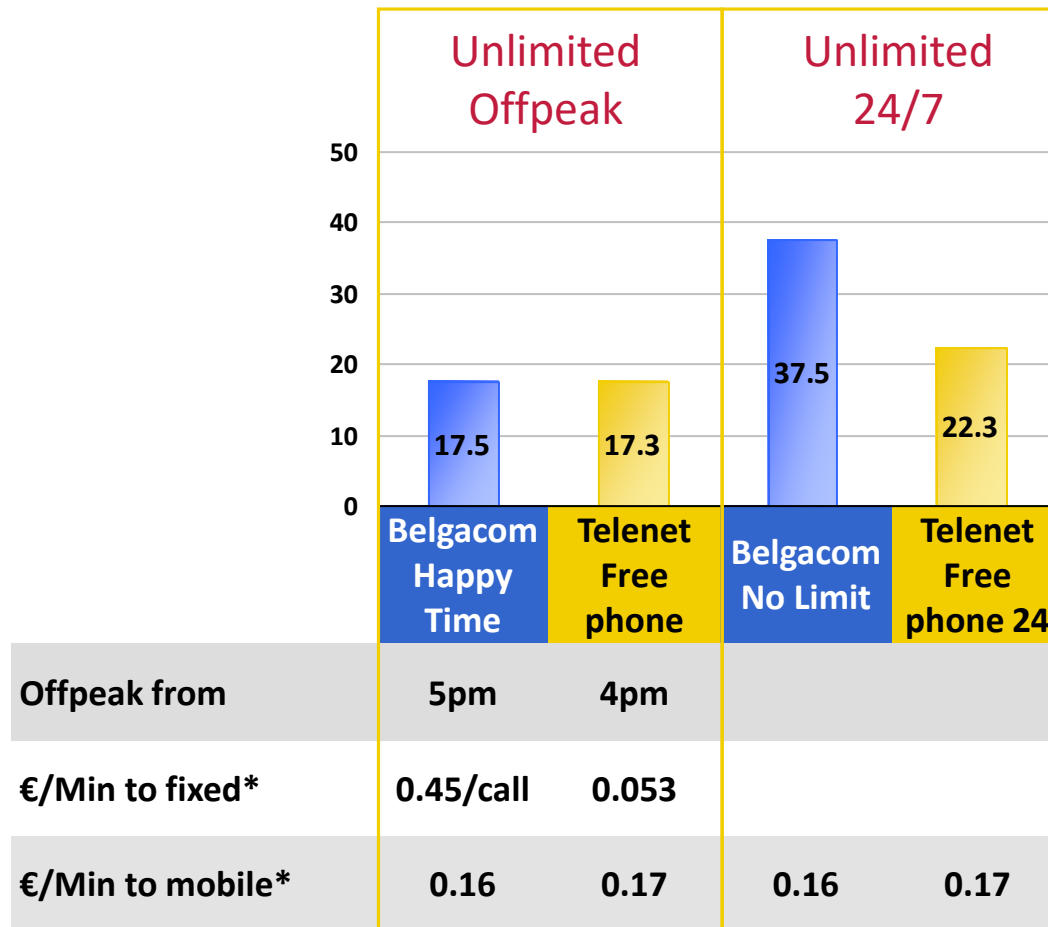
With stable to slightly increasing number of total fixed lines in Flanders

Subscriber base (000)

BELGIUM



Fixed telephony product comparison

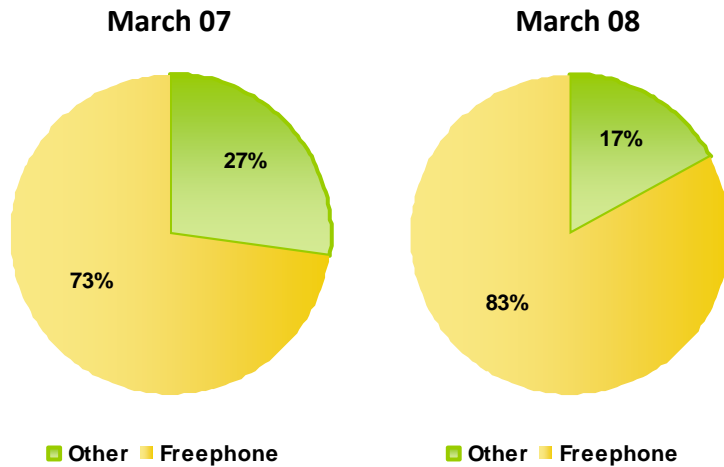


* Average to all networks

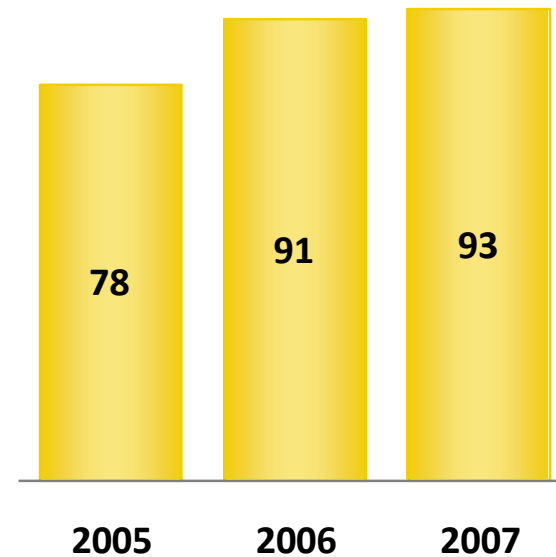
Fixed telephony

Stable net additions but with declining ARPU

Tariff plans Q4 2007 (%)



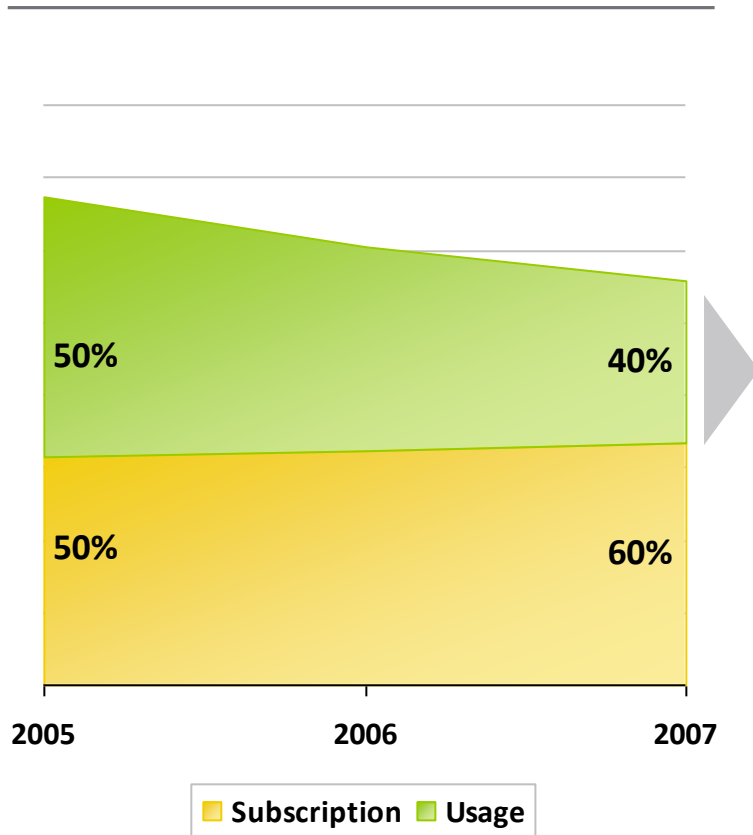
Net additions – annual (000)



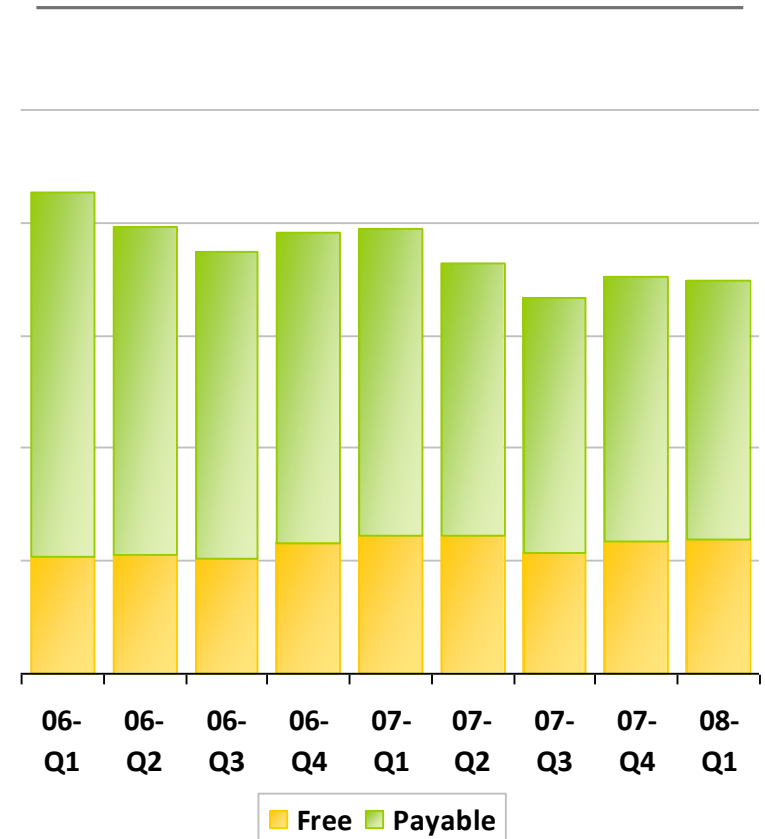
Fixed telephony

ARPU and traffic dynamics

ARPU components (EUR)



Traffic (minutes per subscriber)



Telephony strategy

Increase market share

- Cross sell with Broadband & DTV
- Segmented focus on families, mediors & seniors

Counter fixed to mobile substitution

- Innovative rate plan concepts
- Fixed mobile convergence: bundle fixed and mobile telephony

Improve customer satisfaction

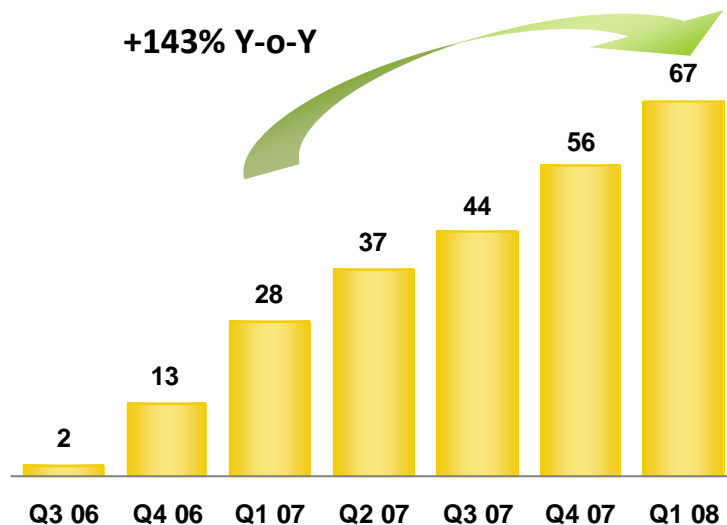
- Continuous improvement of line quality
- Focus on in-home equipment

Mobile telephony

Prepaid characteristics at benefits of postpaid

telenet 

Subscriber base (000)



Telenet Mobile

OUR CURRENT PROPOSITION

- “Only pay for usage when subscribing to other products”

OUR MVNO PROPOSITION & STRATEGY

- Sustainable margin
- Flexible in an ever evolving market
- Ability to build a full product portfolio

Mobile telephony strategy

**Gain a fair share
of the mobile market**

- Cross sell mobile on install base
- Build a full mobile portfolio to cover all market segments
- Bundle mobile with Broadband, telephony and TV

**Exploit mobile
internet opportunity**

- Bundle mobile and fixed broadband
- Leverage on market leadership in fixed broadband
- Increase number of tariff plans

**Improve customer
satisfaction**

- Improve activation & number port process

Part 4

Television



Our digital TV lifestage

telenet 

2005

Digibox



2006

Digicorder




2007

HD



2008



telenet 

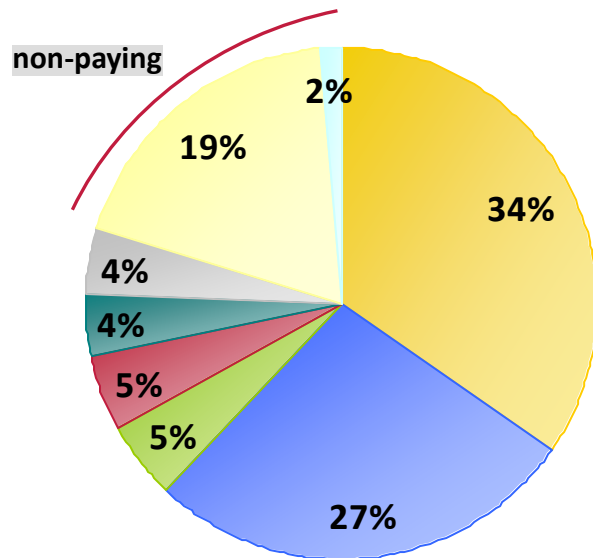
New rental offerings

Digital TV performance

Market shares and subscriber base

Market shares Q4 2007 (%)

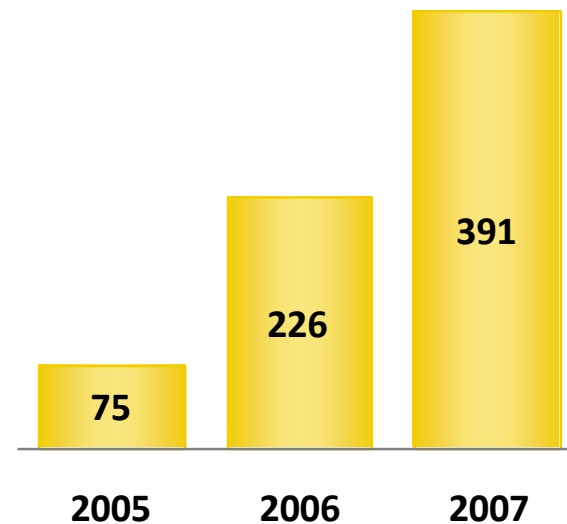
BELGIUM



- ▶ Telenet only present in 38% of country
- ▶ Belgacom present in 85% of country

Subscriber base (000)

BELGIUM



Digital TV product comparison



	Telenet Digital TV	BelgacomTV
Price basic channels (€, incl. 12% VAT)	12.7	9.95
Access line (telephony) required ?	no	yes
Rent set top box (€ from – to)	4 – 8	6
Flexview (easy recording)	Free	1.95
Basic channels (#)	51	60
Sports pack (€ per pack)*	14.95	19.95
Film pack (€ per pack)*	19.95	n/a
Thematic pack (€ per pack)	5.95 – 9.95	14.95
HD channels (#)	4	7

Basic cable TV

The difference between digital and analog

telenet 

Analog Cable TV



27 analog TV channels + 14 radio channels



€13.7 per month, including copyrights and VAT – regulated



Connect up to 4 TV-sets

Digital Cable TV



51 digital TV channels + 33 digital radio channels
+ access to Analog Cable TV included



€12.7 per month, including copyrights and VAT – regulated

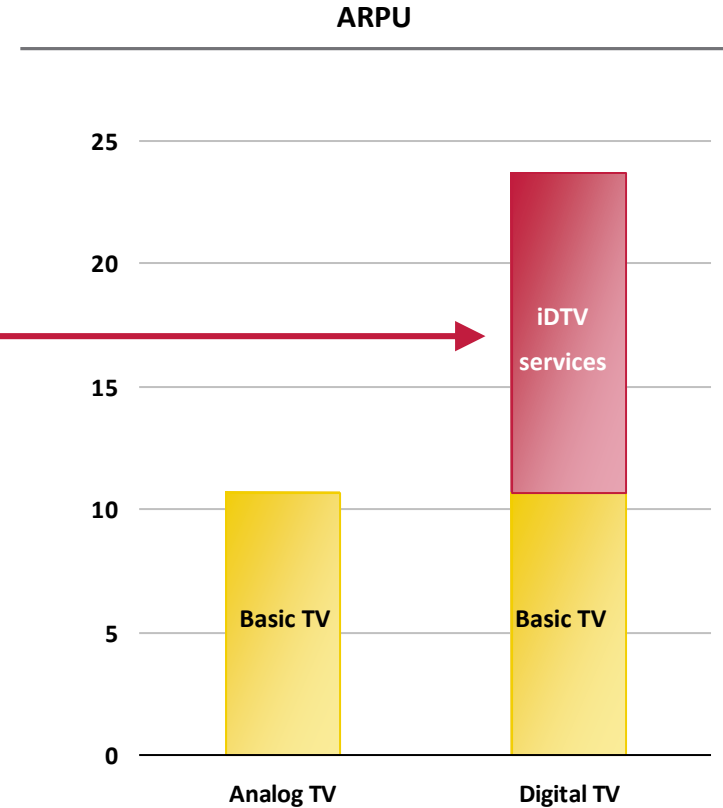
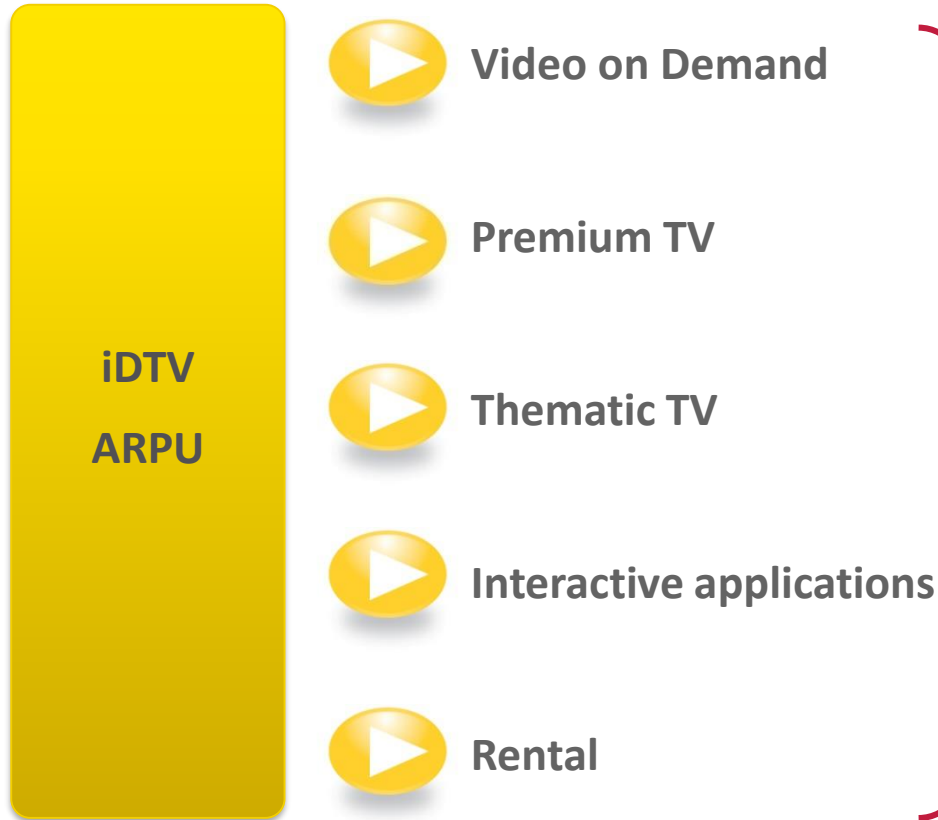


Access to free and paying video-on-demand and
interactive

Digital TV ARPU

Subscribers migrating to DTV double their ARPU

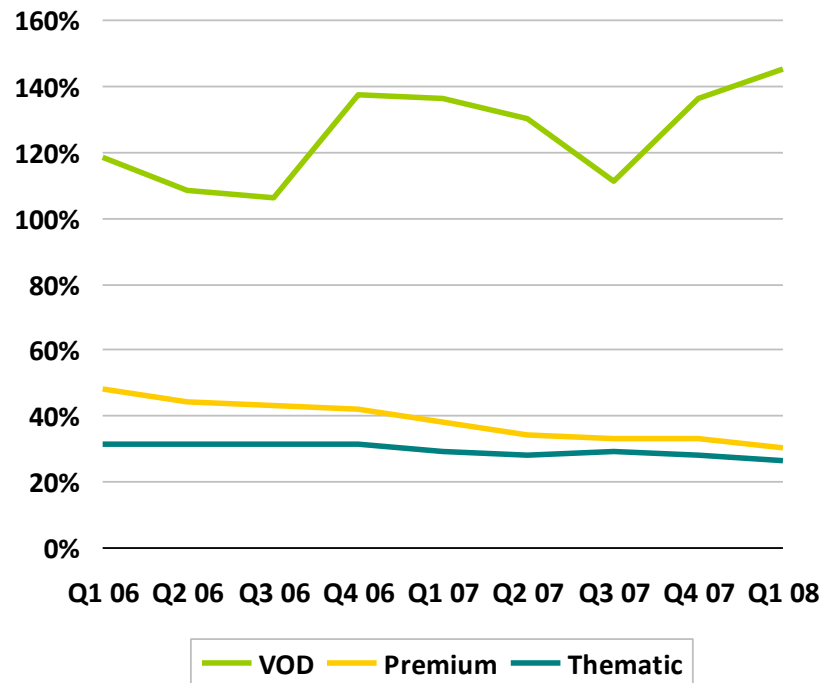
telenet 



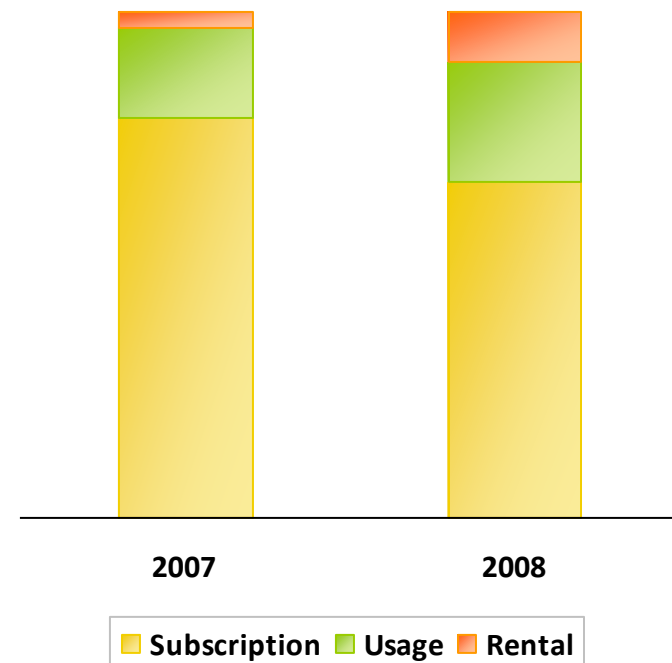
Digital TV additional services

On-demand and interactivity increasingly gaining share

Paying services penetration on DTV (%)



iDTV ARPU composition (%)



The digital TV evolution

Changes in media consumption

5 major shifts:

1. Time
2. Quality
3. Quantity
4. Engagement
5. Location

The “me” generation

Shift in time

telenet 

my comfort experience

Program Guide



On-demand TV-programs and Movies



Personal Video Recorder



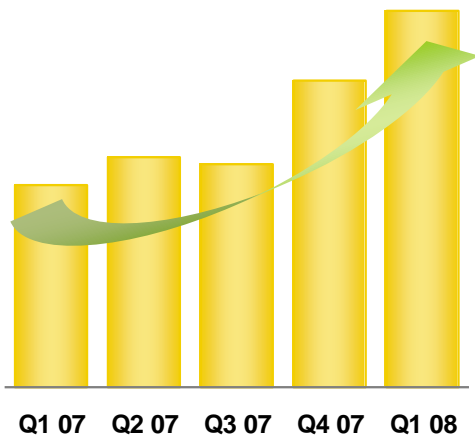
Shift in time

Video on demand

telenet 

Paying VOD transactions

+85% YoY



VOD Charged Revenues

+90% YoY



- 4.5 million VOD transactions per quarter
- > 650 movies in library
- Almost 50% of our customers are active VOD users, generating 7-8 transactions per month
 - > Opportunity for growth
- Young adults prefer to watch 20% of all content “on demand”; overall preference of 10%

Video and Broadcast on demand

Studios and broadcasters on our platform

telenet 

VIDEO ON DEMAND

Telenet

Sony	X
Disney	
Warner	X
Paramount/Dreamworks	X
Universal	X
Fox	
MGM	X
Studio 100	X

BROADCAST ON DEMAND

Telenet

VRT (Net Gemist/Ooit Gemist)	X
VMMa (iWatch)	X
SBS (C-More)	X
MTV (Re:Play)	X
Vitaya (Videocast)	X
RTBF	X
RTL (à l'infini)	X
Kanaal Z	X
Regional broadcasters	X
History Channel	X
Karaoke Channel	X




Number of Movies
published

+/- 650

Shift in time

Day&Date offering very successful

telenet 



- VOD-top follows the DVD/Video-rental trend
 - Blockbusters and action titles most popular
- Day&Date titles popular
 - VOD profits from the DVD-marketing campaigns
 - 6 movies from the 11 Day&Dates movies published so far are represented in the top 10

Shift in quality

telenet 

my high-value experience



Shift in quantity

my choice

- From 27 analog to 51 digital basic channels
- Up to 100 channels with packs



Shift in quantity

PayTV segmentation

telenet 

6 non-stop profiled
movie channels + 1 HD

2 sport channels
+ 1 HD

free SVOD service

PRIME
ONE

PRIME*
ONE^{HD}

PRIME
SPORT

PRIME
SPORT^{HD}

PRIME 
à la carte

PRIME
ONE+1

PRIME
ACTION

PRIME
ACTION+1

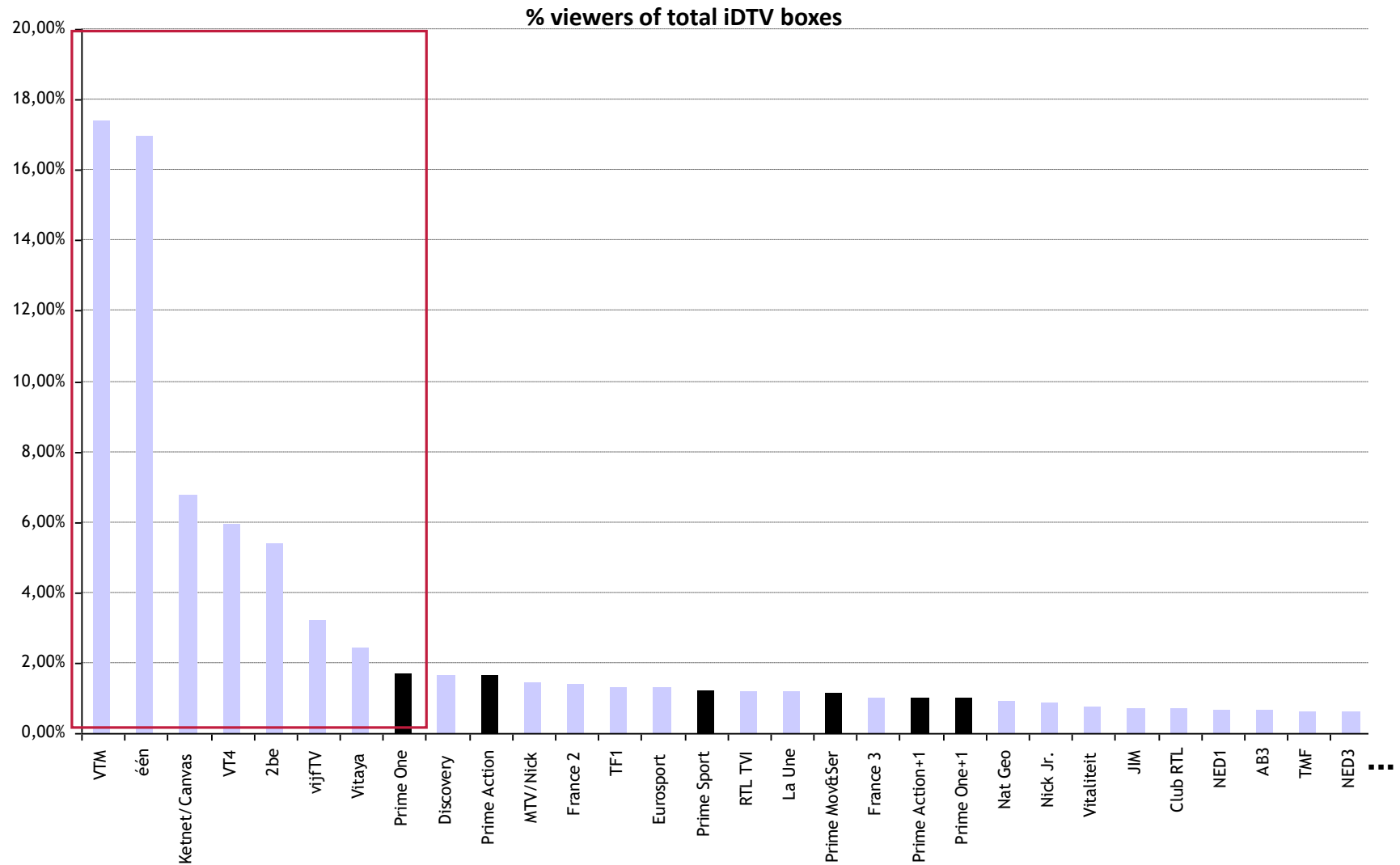
PRIME
FEZZIVAL

PRIME
MOVIES&SERIES

PRIME
SPORT2

Shift in quantity

75% watching local content – PRIME doing well



Shift in quantity

International soccer is popular

telenet 

Match: Man United - Liverpool

% viewers of total iDTV boxes

1	één	14,80%
2	ketnet/canvas	9,79%
3	vtm	9,57%
4	PRIME Sport	5,64%
5	vt4	4,67%
6	Vitaya	3,64%
7	2BE	2,67%
8	MTV/Nick	2,63%
9	Discovery	2,56%
10	VijfTV	2,45%

Match: Man United - Arsenal

% viewers of total iDTV boxes

1	vtm	21,78%
2	één	17,03%
3	ketnet/canvas	12,57%
4	vt4	5,43%
5	PRIME Sport	5,27%
6	2BE	4,17%
7	VijfTV	2,20%
8	RTL-TVI	1,62%
9	PRIME One	1,55%
10	PRIME Action	1,49%

PRIME
SPORT



Shift in engagement

my participation and involvement

Relationship
with the
customer

On demand

Play Along &
voting

Digitext &
walled garden

Gaming



The platform as a way to innovate

telenet 



m@p


<tru2way>

Conditional access to
"On Demand"

"Red button"

Interactive advertising

Over the top applications



Currently 23 applications on our DTV platform

Innovator in hybrid models

Movies on your PC



HD Video sharing



Photo sharing on your TV



Television strategy

Sustain product leadership

- Achieve superior TV product performance
- Foster key values in digital TV: content, quality
- Price positioning is best guarantee against competition of new platforms

Stimulate Market development

- Educate customers about new features of DTV: on-demand, interactivity

Improve customer satisfaction

- Continue to build on new services
- Sustain a stable platform
- Push down set top box cost through rental
- Support complex installations

Part 5

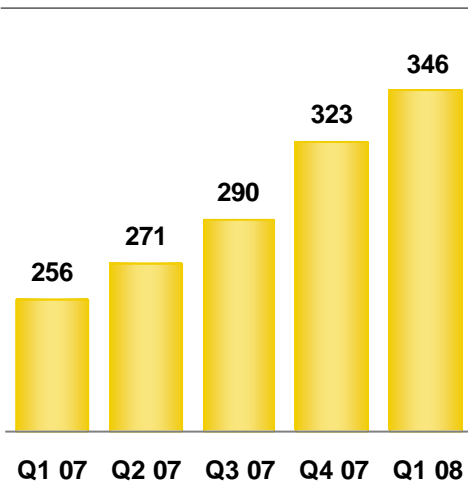
Packs – bringing it all together

Triple play

Compelling bundled offerings drive triple play

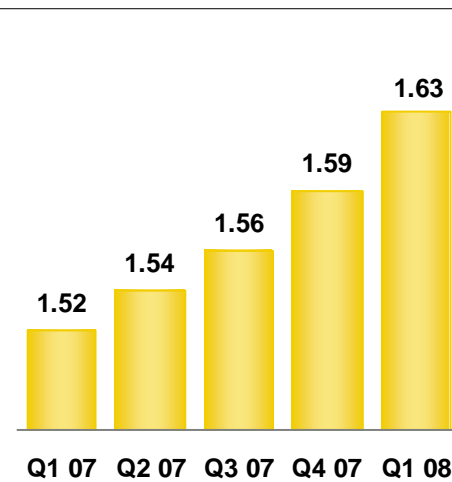


Triple play customers (000)*



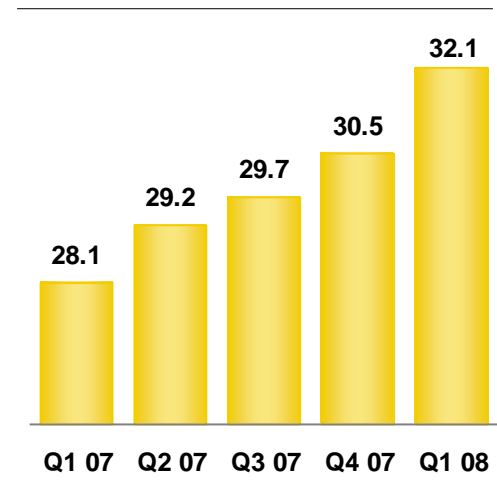
+35%

Services / Unique customer*



+7%

ARPU / Unique customer*



+14%

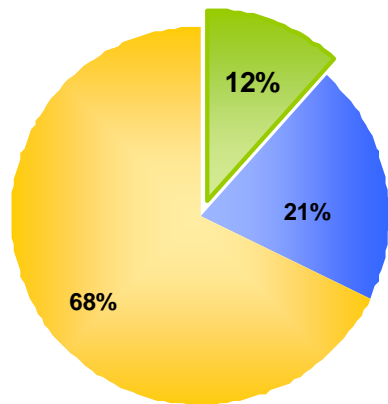
* Numbers relate to customers on the Telenet Network, includes CaTV, internet and telephony services

Triple play

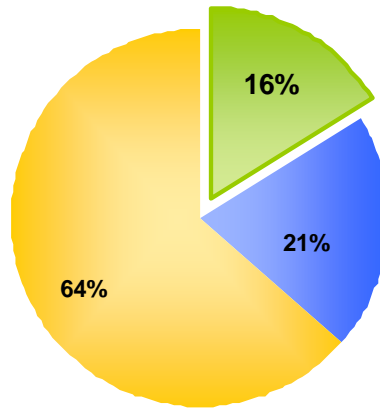
43% of customer base enjoying multiple services

telenet 

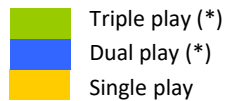
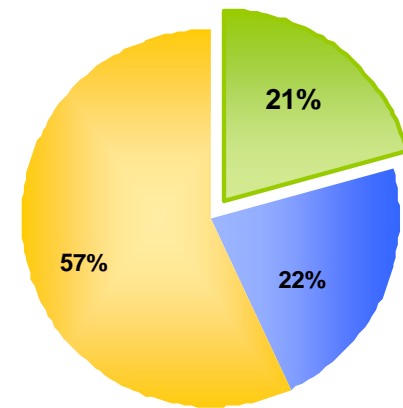
Q1 2006



Q1 2007



Q1 2008



Compelling triple play bundled offerings

telenet 

Broadband Internet	Fixed Telephony	iDTV	Total Stand-alone	Pack
BasicNet (1MBps) € 20.00	FreePhone (unlimited off-peak) € 17.34	Rental (Digibox) € 4.00	€ 41.34	€ 34.00
ComfortNet (4MBps) € 30.64			€ 51.98	€ 44.00
ExpressNet (10MBps) € 42.91			€ 64.24	€ 54.00

- 18 %

- 15 %

- 16 %

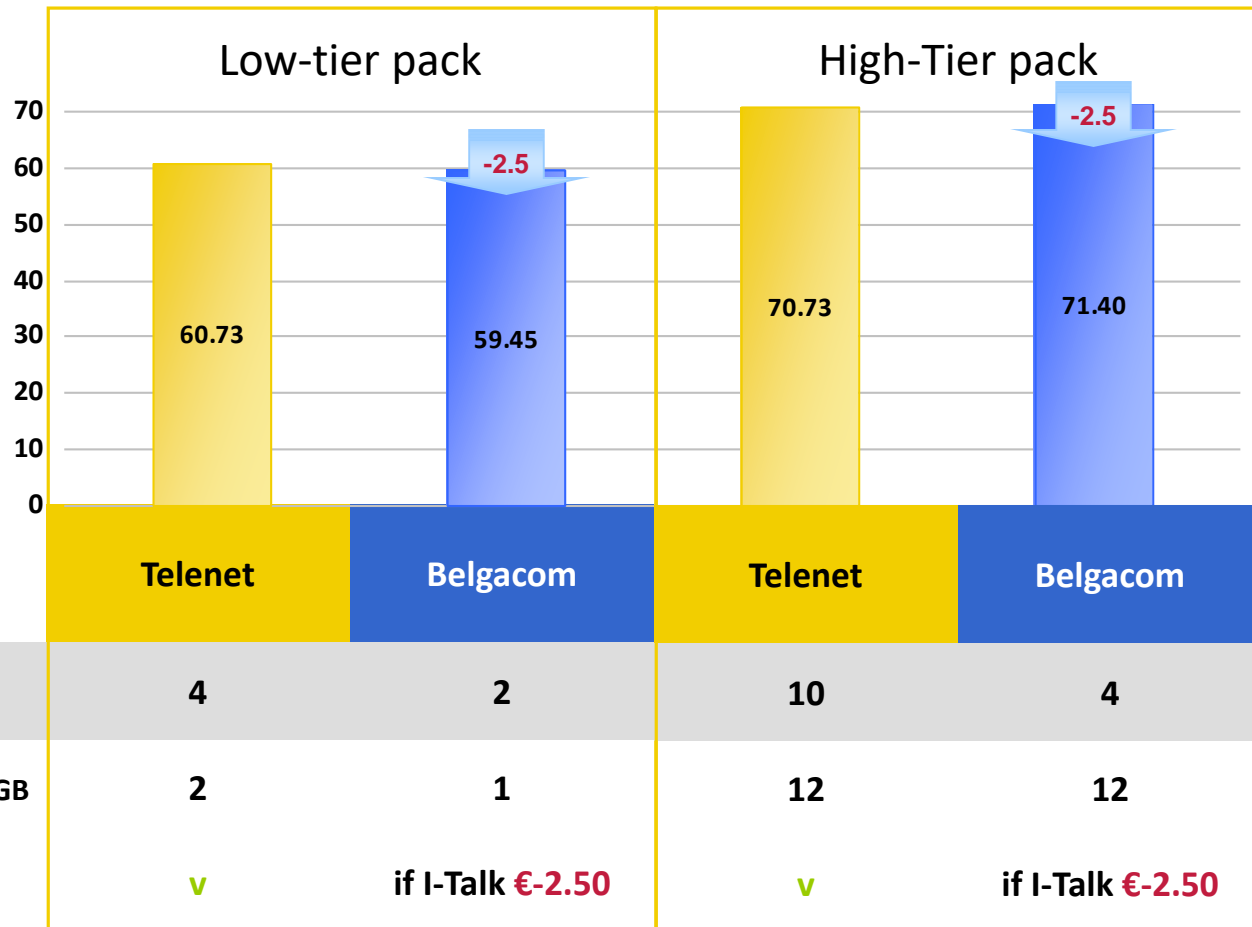
OTHER BENEFITS

Lower cost
Integrated ways of communications

Integrated IP technology
Convenience

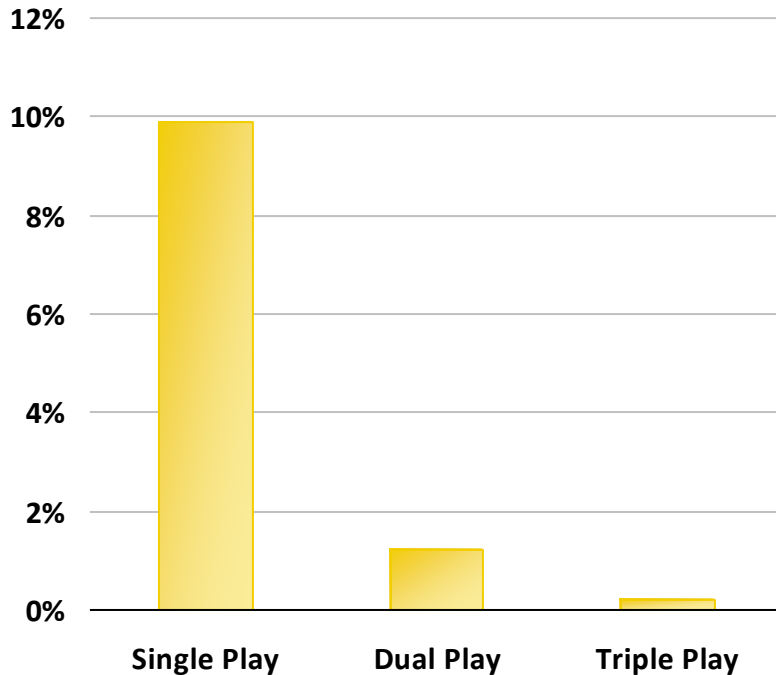
Triple play pack comparison

iDTV + Internet + Telephony (incl. CaTV & HD box)

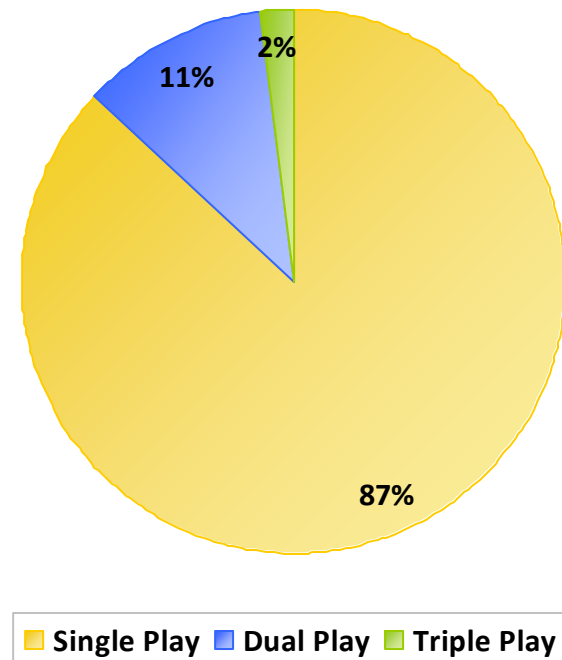


Multiple play significantly reduces churn

Unique customer churn per # products Q1 2008 (% ann'd)*



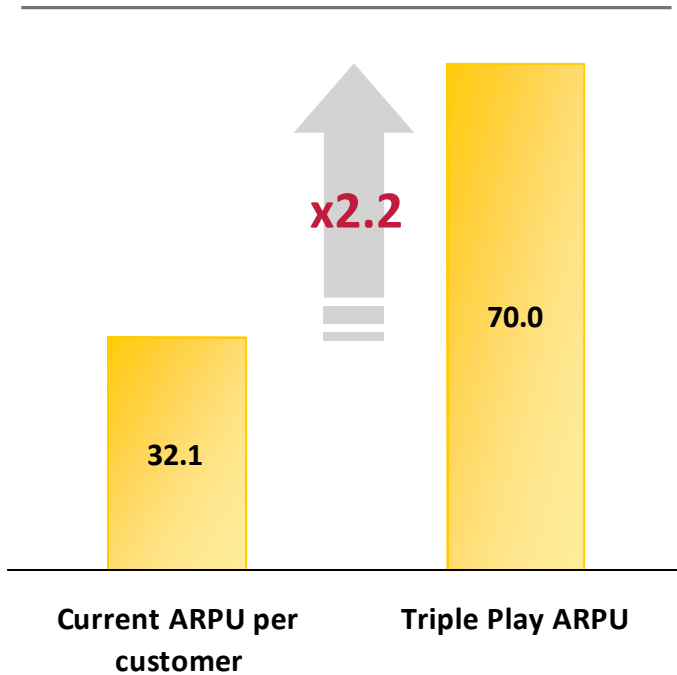
Total unique customer churn Q1 2008 (%)



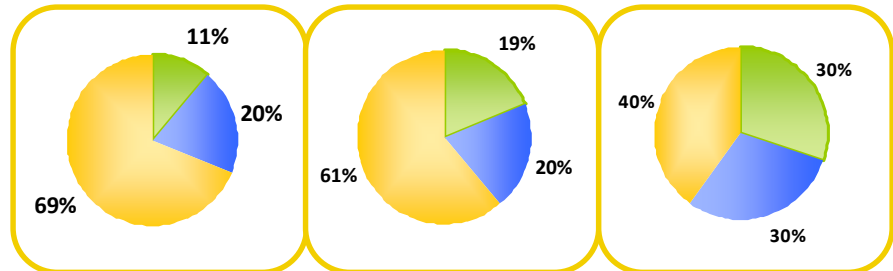
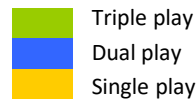
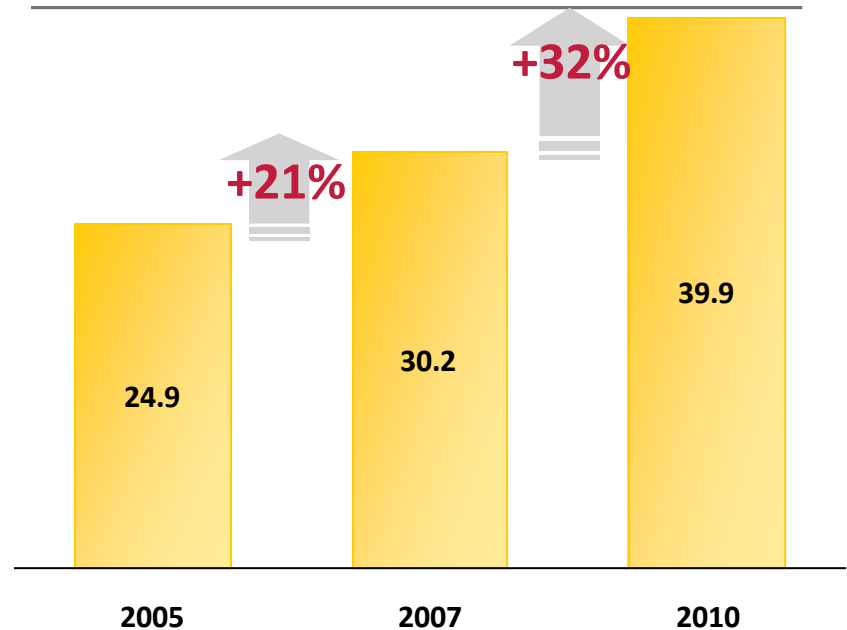
* Also includes churn as a result of customers moving

Multiple play has considerable revenue upside potential per customer

ARPU (EUR)



ARPU per unique customer (EUR)



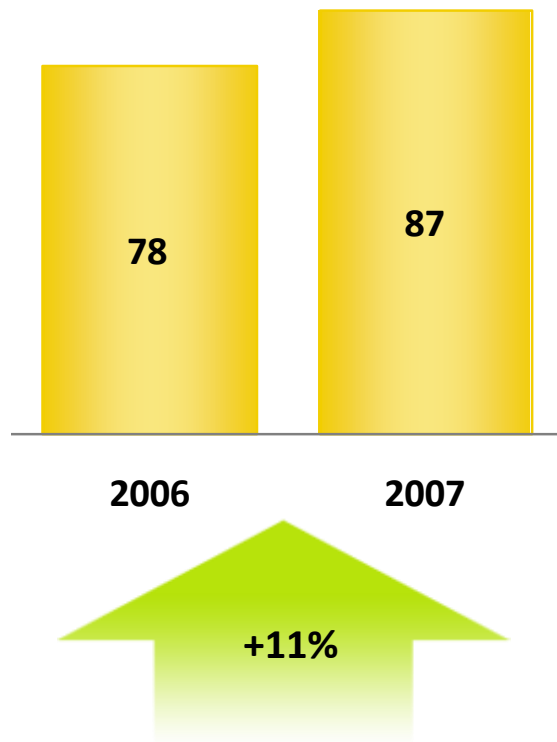


Part 6

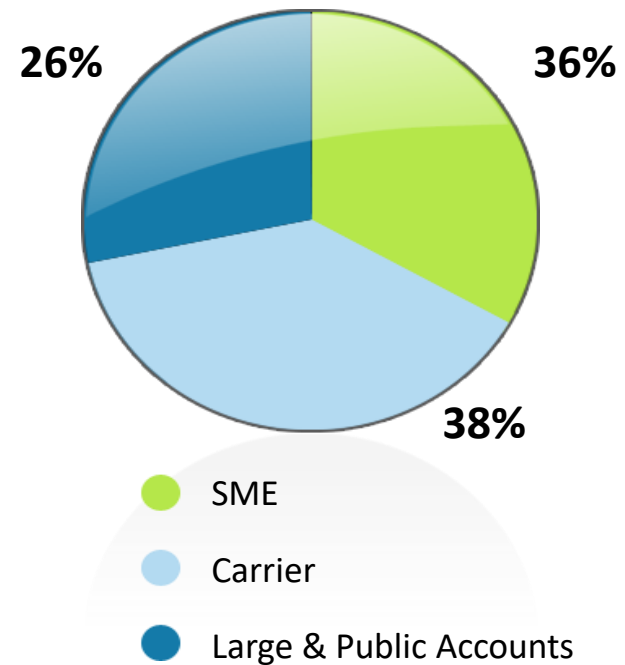
Telenet Solutions

Business services growth ahead of industry, fueled by diversified segments

Revenue (Mio EUR)



Market segments (%)



Segmented approach

Focus on two main segments, aligned with product take-up and customer needs

telenet 

Customers

Key products

High business segment

- Large to medium enterprises and public accounts

1. Data (VPN, leased lines)
2. Fiber internet & voice
3. Coax & DSL internet & voice

- Account and service management
- Individual employee services

Low business segment

- Small to medium enterprises and SOHO's

1. Coax internet, TV & voice
2. DSL internet & voice

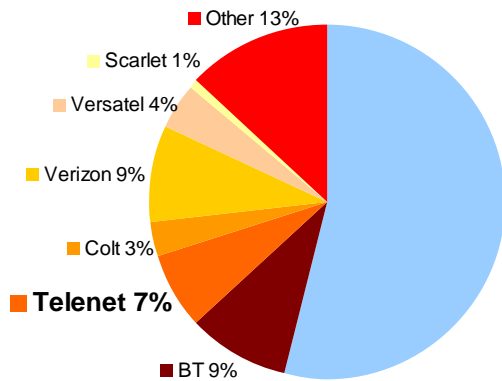
- Bundles
- Micro campaigns
- Proximity
- Differentiated service

Market shares 2007

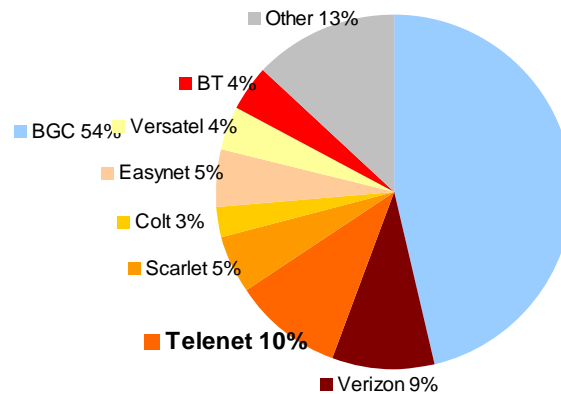
Medium and Large Enterprises



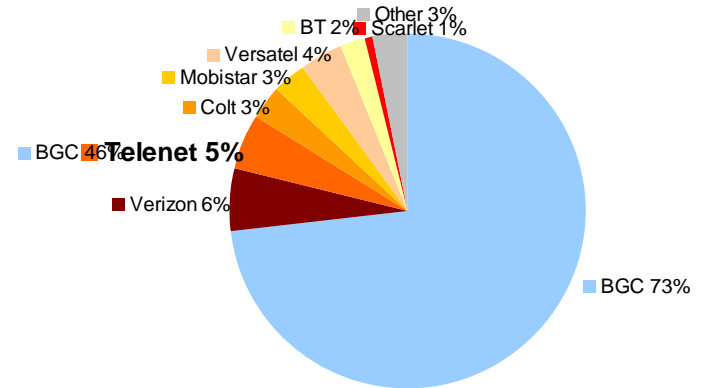
Data products



Internet

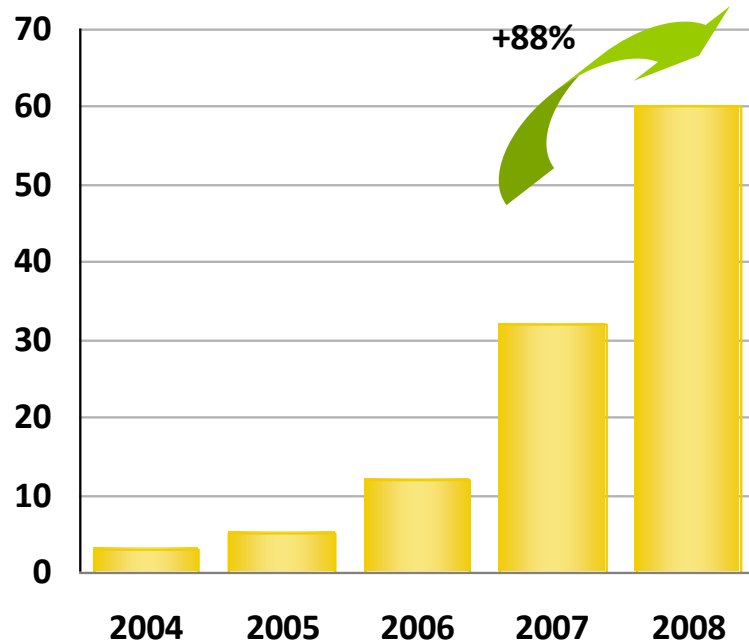


Fixed voice

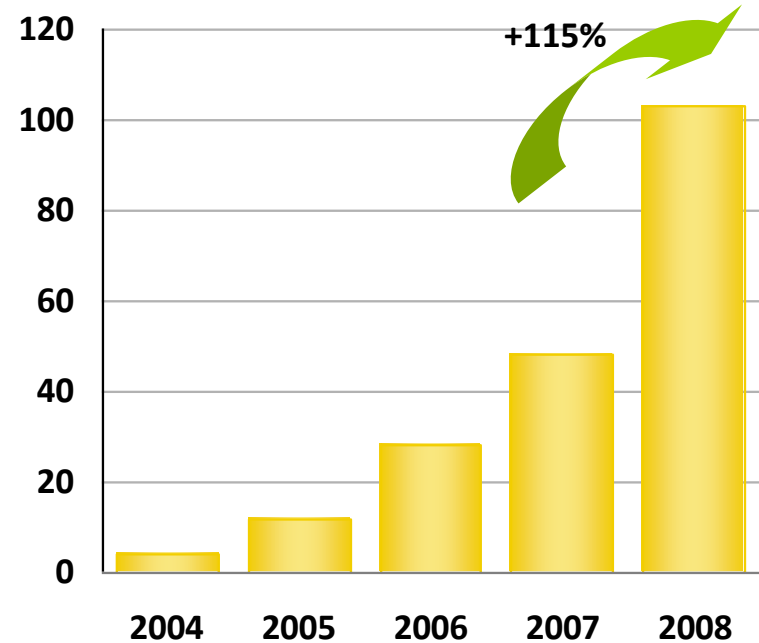


Telenet Hotspot: usage doubles

Number of sessions in April (000)

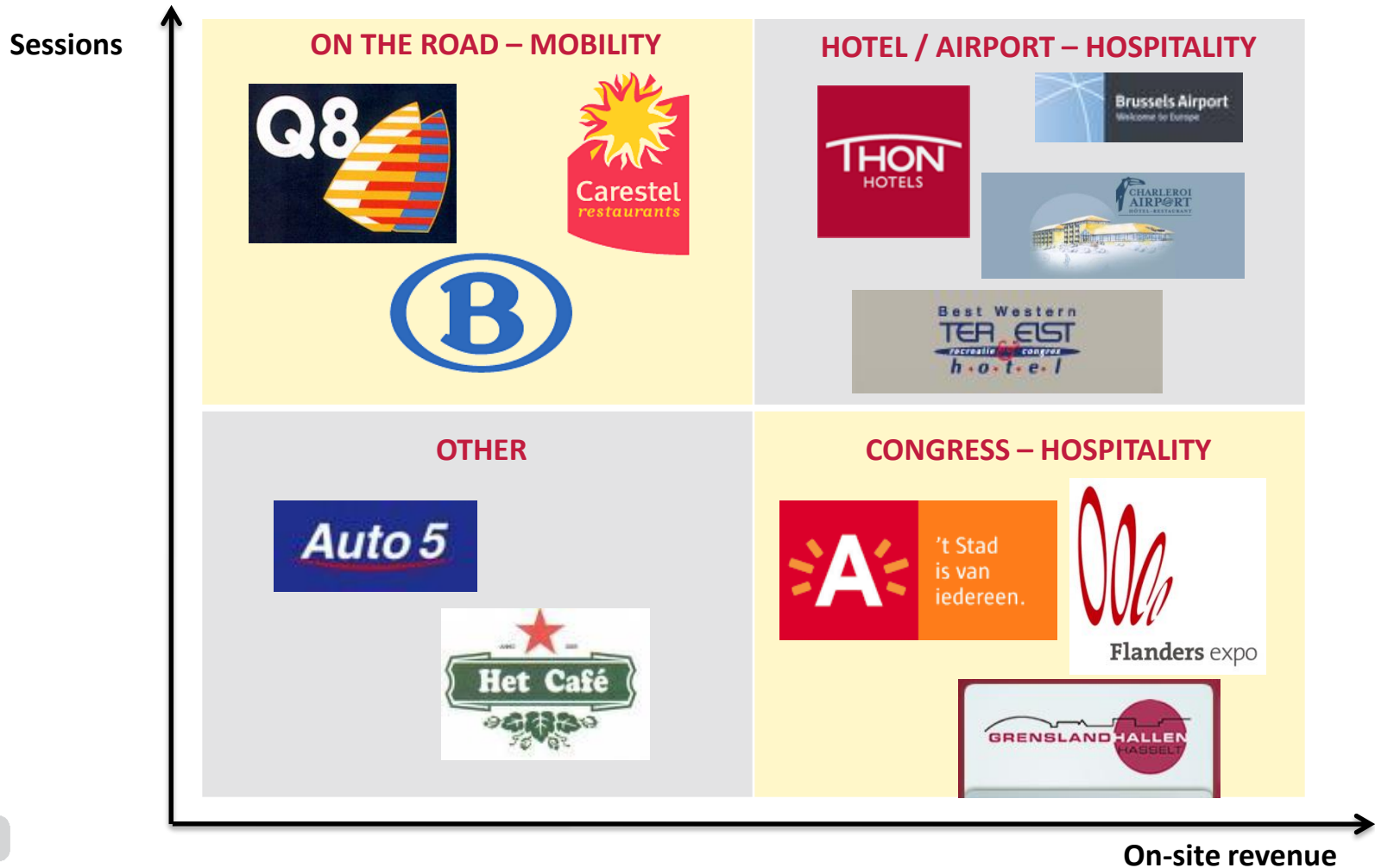


Total hours of usage April (000)



Now >1300 hotspots active

Strategy focuses on business users top locations



Our new WiFi top location: Brussels Airport

telenet 

- Top location in mobility segment
- Exclusivity contract till September 2010
- 100% coverage of all public areas at the airport
- About 4,000 unique users per month
- Using the hotspot for about 5,700 hours per month



Part 7

Marketing, sales and care

The changing market environment

Customer behavior trends

- Changes in sales approach will impact sales: people decide faster
- Market driven by positive brand experience
- Important shift in touchpoint complexity and preferences

Competition trends

- Aggressive comparative advertising
- ADSL and fixed telephony have been unbundled
- More synergies between Belgacom and Proximus
- Swifter reactions to Telenet actions
- Focus on digital TV and internet

Our responses

**Customer
behavior trends**

**Competition
trends**

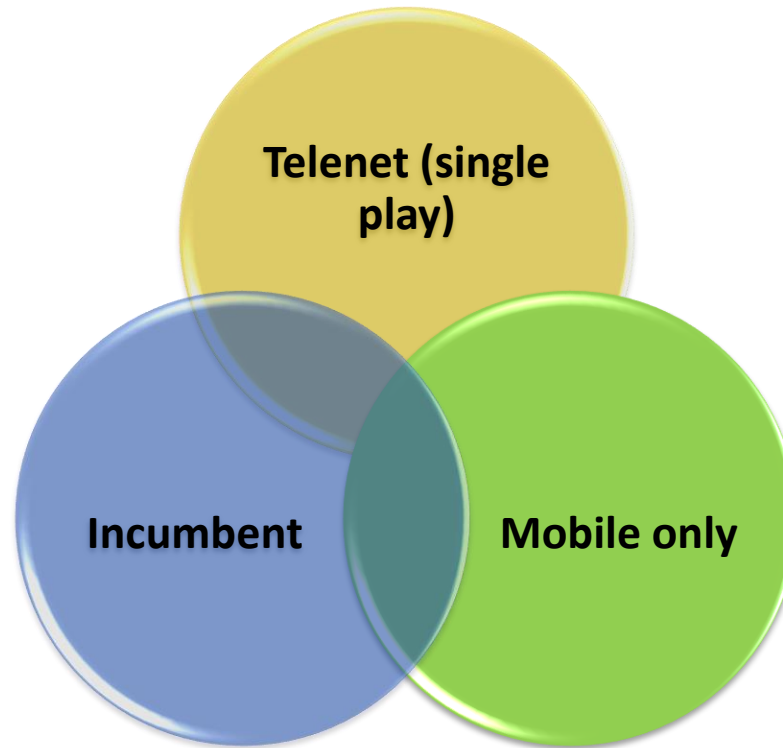
- **Rebalance from above the line marketing towards experience and online marketing**
- **Increased segmentation and micro-segmentation**
- **Better customer lifecycle management**
- **Focus on content and on-top revenues**
- **Build brand and product preference**
- **Cross-sell on our TV-only customer base**

Our customer growth targets

telenet 

Cross-sell

Acquisition



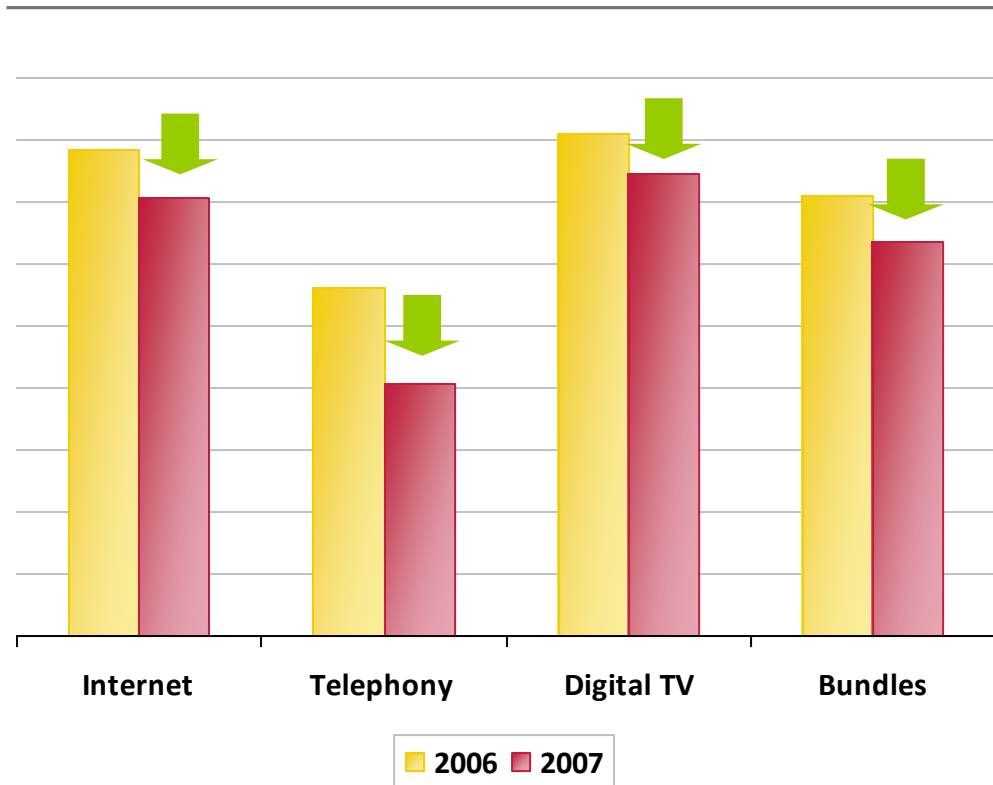
+ MARKET GROWTH

How ?

- Renewed marketing plan
- Micro-segmentation
- Optimized campaign flow

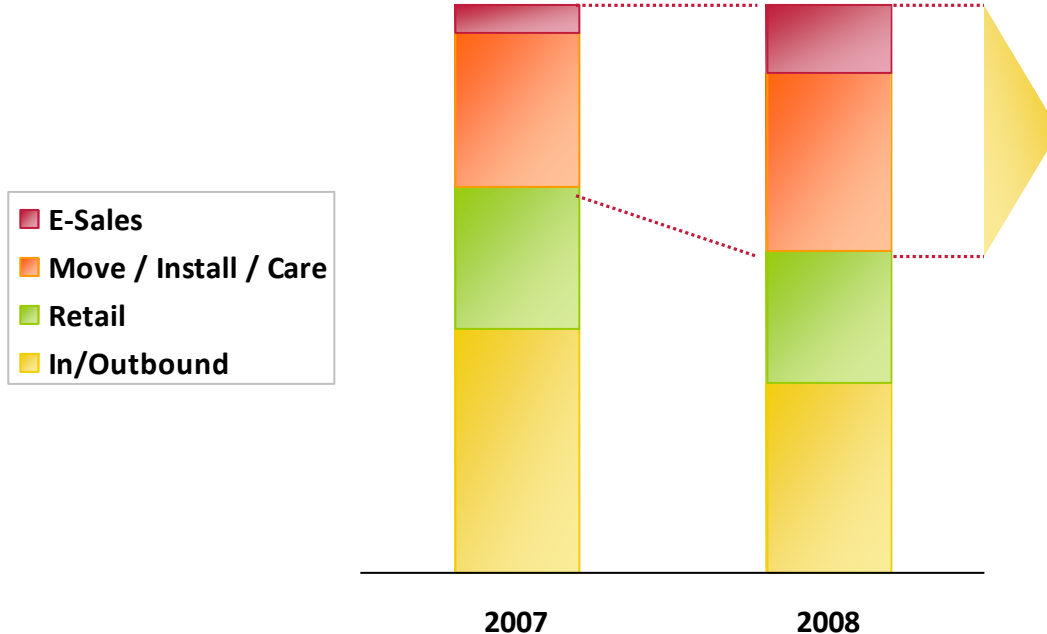
Managing acquisition costs...

SAC per sale



...by moving to more cost efficient sales channels

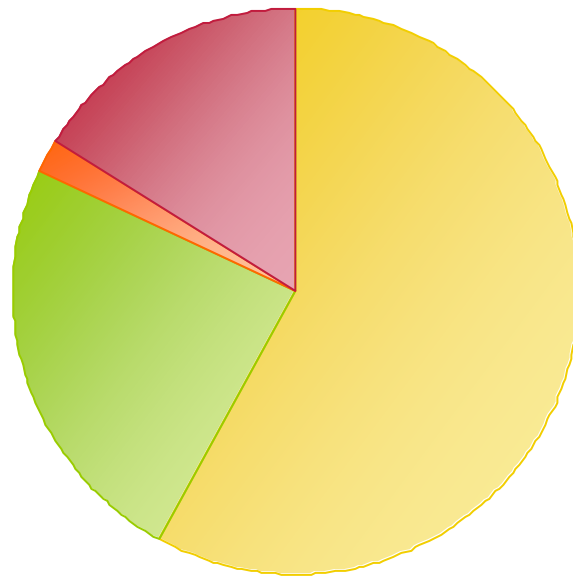
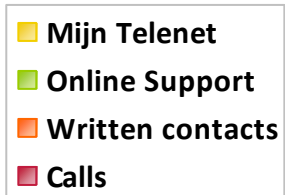
Sales channel mix (%)



Cost-efficient channels represent more than 43% of total sales

Customer care enhancing usage of cost efficient service channels

Customer Contacts (%)



Cheapest Service Channels represent more than 80% of total Service Contacts

New customer advisor portal

Provides 360° customer view and next best advice



The screenshot displays the TINA Advisor interface for a customer named Marc Popelar. The interface is divided into several sections:

- Personal:** Customer information including name, ID, nationality, language, age, address, and segmentation.
- Churn risk:** A red oval highlights the text "Churn risk: High".
- Account balance:** A table showing account details and balances.
- Best offers:** A red box highlights a section titled "Best offers" with columns for opportunity name, opportunity info, and promo. The offer listed is "Sier PLUS pakket voor IPTV_PACK_2".
- Churn Propensity:** A red circle highlights the "Churn" status in the top navigation bar.
- Open requests:** A table listing various requests with columns for request ID, creation date, category, and categorization.
- Open orders:** A table listing orders with columns for product type, description, inhold, int. date, status, and order type.
- Products:** A table listing products with columns for product type, description, rate class, and act. date.
- Infrastructure:** A table listing infrastructure details with columns for network, service, and modem test.

1) Churn Propensity

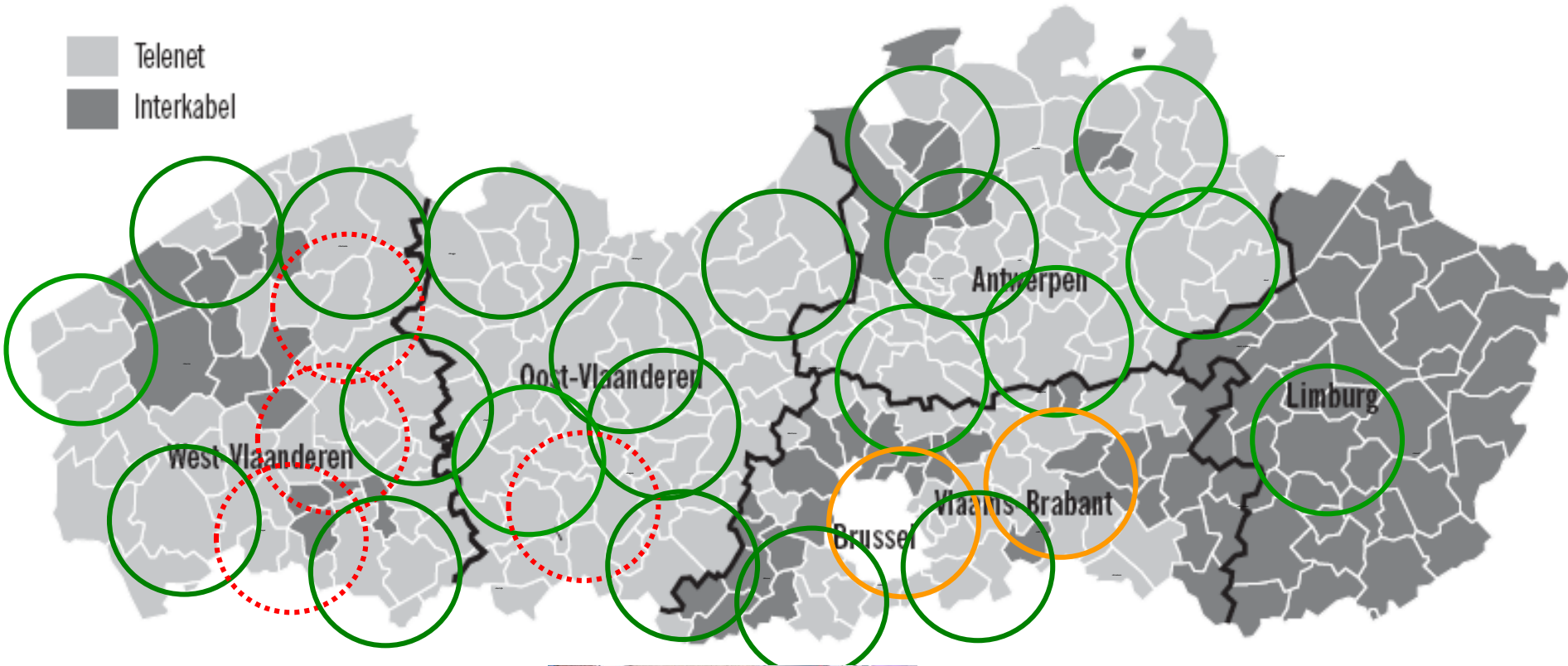
2) Best offer proposed by tool includes retention offers

Telenet Centers

Decentralization of care optimizes cost of service




■ Telenet
■ Interkabel



- Telenet shop (2)
- Dealer TC (21)
- Passive TC (4)

End

telenet 



Investor & Analyst Conference 2008


Mechelen, Belgium
May 13, 2008

Keynote Presentation

Duco Sickinghe, CEO

telenet 

At the heart of
your digital lifestyle.



Investor & Analyst Conference 2008

Mechelen, Belgium
May 13, 2008

Part 8

Our vision on mobile

Market evolution drives the need to increase focus on mobile

Fixed Mobile Bundling



Nieuw Together

Nieuw voor Proximus - en Belgacom - klanten

Met Together belt u elkaar tijdens het weekend **GRATIS**

Proximus-klanten genieten elke maand 600 gratis bellenminuten tijdens het weekend naar Proximus-nummers en alle vaste lijnen. Belgacom-klanten genieten 600 minuten naar alle vaste lijnen en mobiele nummers.

➤ Meer info voor Belgacom-klanten ➤ Meer info voor Proximus-klanten Pay&Go of met Factor

belgacom & proximus



vanaf 4€ per maand

AtHome

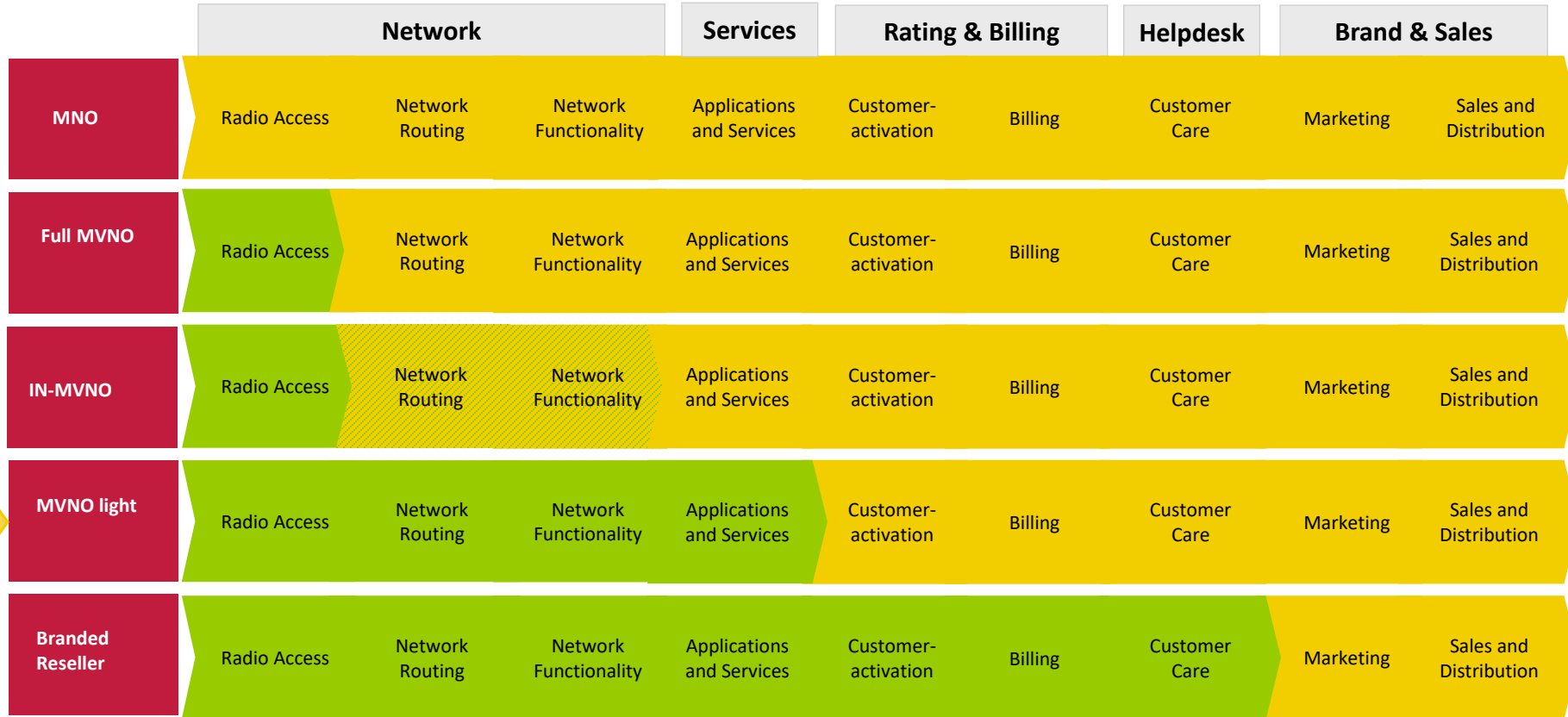
Bel thuis 40 uur lang met je gsm naar vaste lijnen

Fixed Mobile Substitution

Fixed Mobile Convergence



The different mobile cooperative models



Serviced by mobile operator

Current MVNO deal is limited in scope to face fixed-to-mobile future

- **What do we have ?**
 - Mobile virtual network operator
 - GPRS Datacard

- **What do we not have ?**
 - Mobile portal
 - Fixed-to-Mobile convergence
 - Equipment



From current MVNO to extensive partnership with a mobile operator ?

- Mobile network operators are faced with exponentially increasing costs as 3G/3.5G/4G mobile data and mobile TV traffic take off
- Future mobile networks will require a lot of fixed-line capacity to base stations and content and portal expertise
- Opportunity for Telenet to enter a win-win partnership with a mobile operator, pushing towards full MVNO
- Telenet is currently actively exploring this partnership opportunity with interested mobile operators

If partnership fails to materialize, is the 4th 3G license an option ?

- 4th 3G license still available in Belgium
- Leverage our strong presence in the fixed market and our successful multi-play strategy
- Use femtocell technology for in-home coverage
- Research & Development project and trial started
- 4th 3G operator investment analysis points to a peak cash flow requirement between €150 – 175 million

Considering the strategic options

PARTNER

Win-Win Partnership
with a Mobile Operator

- Fast time to market
- No Telenet investment in mobile technology
- Combine the strengths of a mobile and a fixed company



BUILD

Stand alone build
of a New Mobile Operator

- Dependency on other operator remains: technology choices, ...
 - No pricing flexibility
 - EBITDA margin higher than MVNO but lower than MNO
- No price and technology squeeze
 - Full product flexibility
 - Ability to start with latest mobile technology: HSPA, LTE,...
 - Maximal EBITDA margin
 - Late market entry
 - Relatively large investment, but lower than M&A activity
 - Time-to-build



Femtocell over cable, a research & development project

- Technology:
 - Small, in-home base station for 3G mobile services
 - Connects directly to a cable modem or is integrated in a cable modem
 - Works with regular 3G-enabled handsets
- Objectives
 - QoS requirements on EuroDocsis cable networks to support Femto traffic
 - Feasibility of seamless handover
 - Investigation of RF interference
 - Analysis of femtocell in-home 3G coverage



DVB-H and Mobile TV

- Telenet participated in extensive DVB-H trial project
- Trial showed significant consumer interest in mobile TV if:
 - **On the move**
 - **Personal TV at home**
 - **During live events (sports games)**
- DVB-H already successful in other countries:
 - **3Italia > 700,000 subscribers**
 - **All operators having deals with broadcasters**
 - **Product offers between €3 – 59**
- Our vision on mobile TV:
 - **On-demand and interactive services are essential components**
 - **Will require economically interesting access to mobile 3G networks**
 - **DVB-H license conditions still unclear**

Public broadcaster is selling tower real estate

- Terrestrial analog switch-off date in Flanders is November 3, 2008
- Digital dividend spectrum consists of DVB-T and DVB-H muxes (7 muxes in total)
- Public broadcaster (VRT) currently owns broadcast transmission towers, suited for DVB-T/H, to be sold before DVB-T/H licenses are awarded
- The main infrastructure asset consists of 7 high towers (300m)
- Telenet is interested in this terrestrial broadcast infrastructure given the opportunities it offers for DVB-H
- Investment analysis exercise is currently ongoing
- Bid submission date is early summer



Part 9

Operational long-term projections & Strategy

Agreement-in-principle with the PICs

Current legal procedures

Procedure	Expected outcome by
Appeal summary proceedings	Jun, 2008
Suspension procedure Council of State	Jun, 2008
Annulation procedure Council of State	2009
Procedure on the merits	2010
Administrative procedure with Government Commissioner / Minister	No intervention given short-term procedures

Belgian soccer rights

- Due date for submission offer: May 16, 2008
- Decision pending following the appeal by Belgacom against decision Competition Council
- Uncertainty around scope of offer (exclusivity or not)



Outlook full year 2008 reiterated

Outlook 2008

Organic
Revenue Growth

5% – 6%

Organic EBITDA Growth

6% – 8%

Capital Expenditures¹

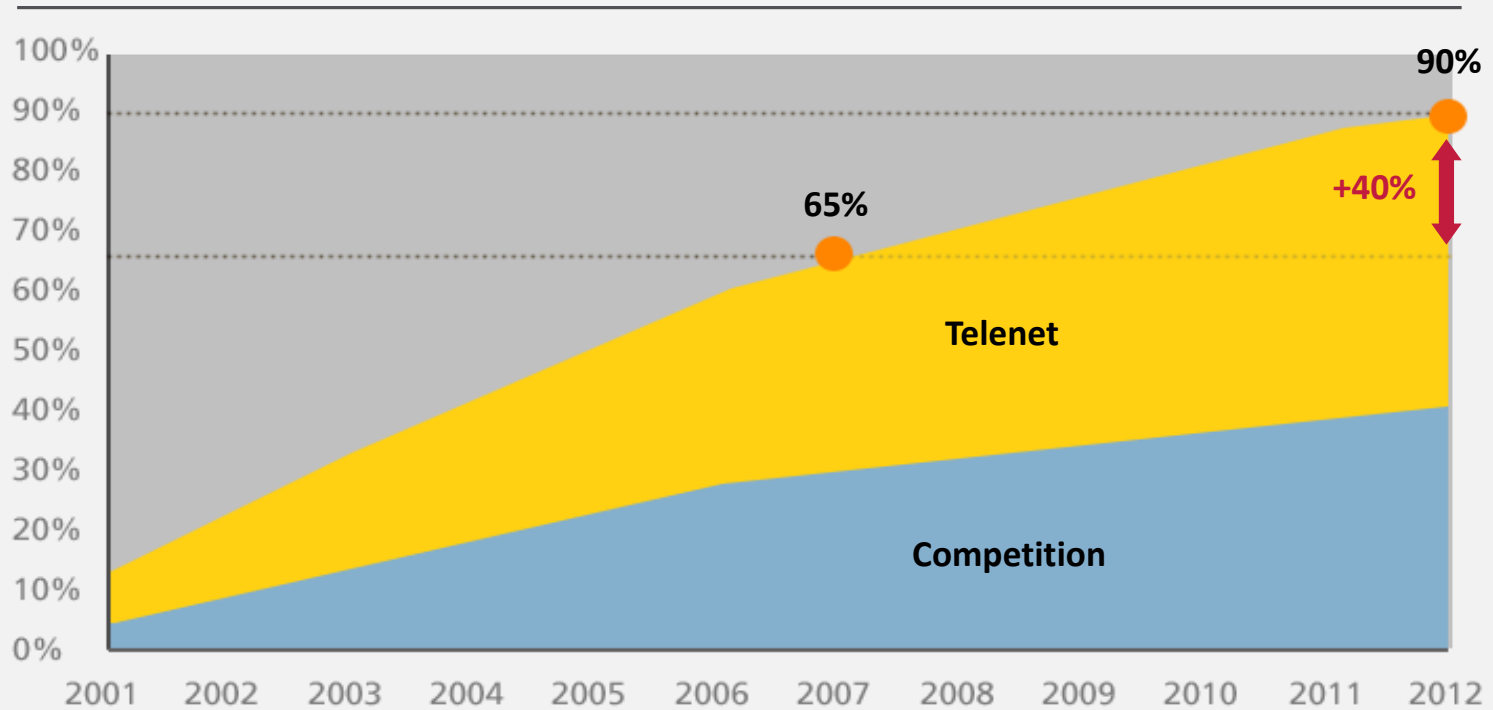
€180 – €190 m

¹ Excludes up to €30 million of capex supporting set top box rentals

Broadband internet

Growth of c.40% subscribers ahead

Total broadband market in Flanders



Broadband internet

Long-term estimations and projections

2007

2012

Subscribers

- EOP: 883,000
- Broadband penetration rate: 63%

- EOP: c.1.2 million
- Broadband penetration rate: c.90%
- Assuming stable market share evolution
- Over 5 years on average 70,000 net additions

ARPU

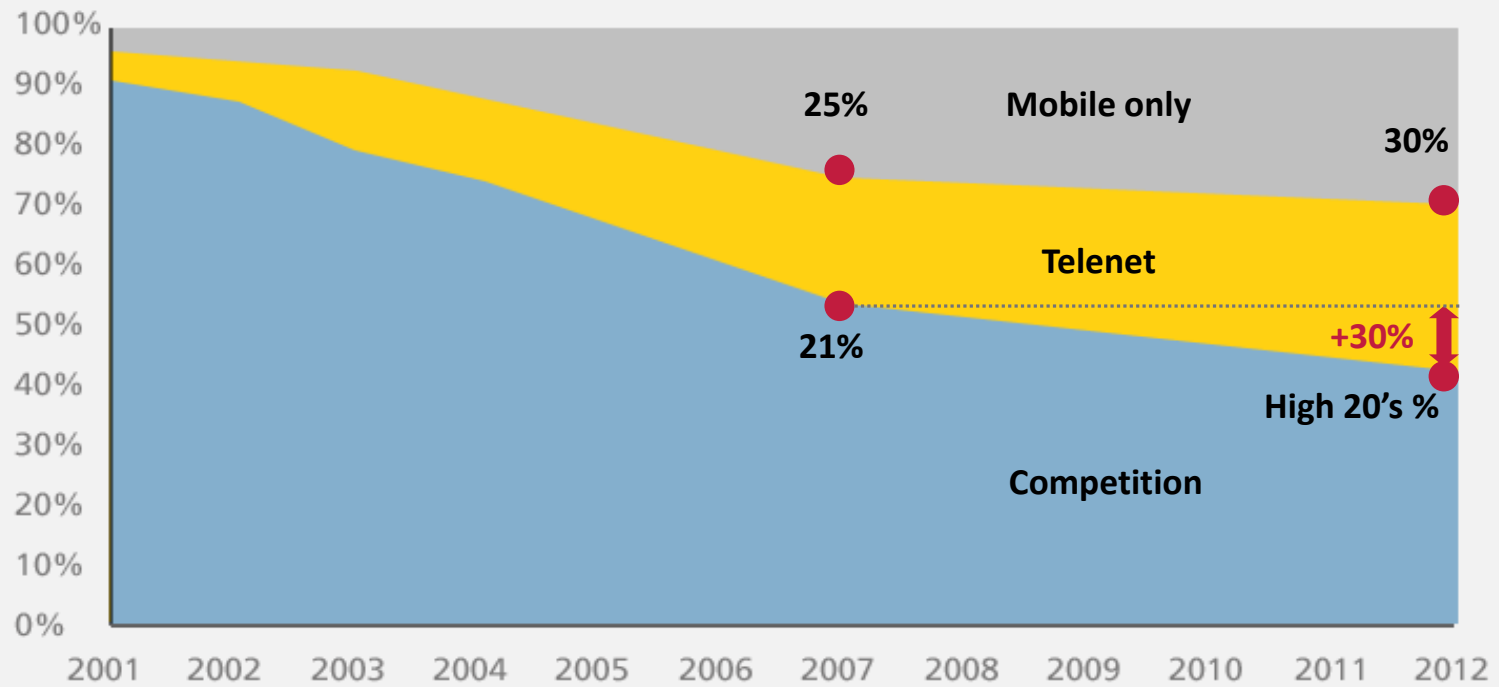
- 80% mid- and high-tier customers
- ARPU evolution fairly stable

- c.60-65% mid- and high-tier customers
- ARPU to reduce by low to mid-single digit percentage yoy

Fixed telephony

Long-term estimations and projections

Total telephony market in Flanders



Fixed telephony

Long-term estimations and projections

2007

2012

Subscribers

- EOP: 548,000
- Fixed telephony penetration on homes passed: 21%
- Mobile only households: c.25%

- EOP: c.0.7 million
- Fixed telephony penetration on homes passed: high 20's%
- Mobile only households: c.30%
- Over 5 years on average 33,000 net additions

ARPU

- 83% flat fee customers
- ARPU reduced by high-single digit percentage yoy

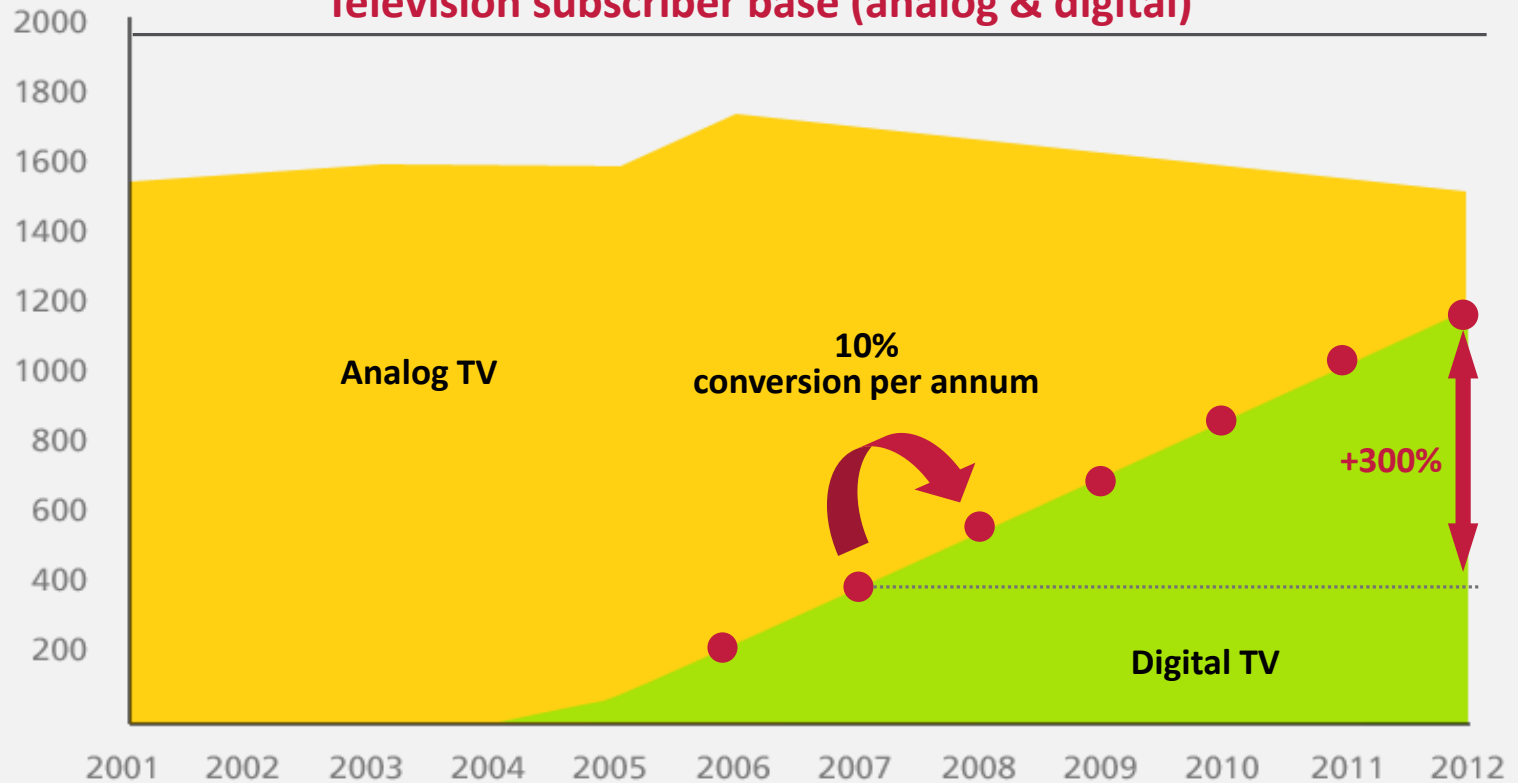
- c.90% flat fee customers
- ARPU to reduce by mid- to high-single digit percentage yoy

Digital TV

Growth of c.300% subscribers ahead

telenet 

Television subscriber base (analog & digital)



Digital TV

Long-term estimations and projections

2007

2012

Subscribers

- EOP: 391,000
- Digital TV penetration on homes passed: 21%
- Digital TV of total cable TV: 23%

- EOP: c.1.2 million
- Digital TV penetration on homes passed: 65%
- Digital TV of total cable TV: 80%
- Over 5 years on average 165,000 net additions





ARPU

- ARPU evolution fairly stable
- Majority of ARPU component are subscription related (Prime/Thematic)

- ARPU to remain stable
- Composition of ARPU will change: substitution of subscription by usage and rental

Our revenue opportunity

telenet 

	<u>Key characteristics</u>	<u>Our positioning</u>	<u>Growth</u>
 Digital TV	Strong growth ahead as product becomes a commodity	Product innovation and superiority	+++
 Broadband internet	Bandwidth is key in the ongoing digitalization of our lifestyle	Capitalize and enforce our leadership on the internet market by adopting to customer's needs	++
 Fixed telephony	Attractive, cheaper and reliable alternative to mobile	Cross-sell telephony on top of broadband and TV	+
 Mobile telephony	Steady growth, limited margin	Look for mobile options; cheap add-on in bundle	++

PLUS: LEVERAGE ON EXISTING SUCCESS

High cable penetration

Fully upgraded network

Leading and innovative products

Compelling bundles

Strong focus on opex and capex efficiencies

Our margin opportunity

telenet 



Digital TV



Broadband internet



Fixed telephony

ARPU

=

-

--

Subscribers

+++

++

+



CONTINUED FOCUS ON OPERATING EXPENSE LEVELS

Improved network operations processes

Strict controlled headcount

Efficiencies from bundles and multiple play

Increase share of "e" care and sales

Optimize customer acquisition campaigns

STABLE EBITDA MARGIN

Conclusion

Key operational characteristics

Footprint & network

- GDP per capita 23% above EU average
- Highly dense cable penetration: over 90%
- Fully upgraded bi-directional network

Superior products

- Three core growth engines: broadband internet, telephony and iDTV
- Solid market shares: No. 1 in broadband internet; No. 1 in iDTV ; No. 2 in fixed telephony

Strong growth opportunities

- Potential of ~40% growth in broadband penetration ahead with technology ahead of DSL
- Digital TV conversion of 10% p.a.
- Significant growth ahead on ARPU per customer

Conclusion

Key financial characteristics


Operating

- Solid operating margins
- Balanced revenue mix underlines defensive characteristics
- Strong free cash flow profile
- Strict cost control and proven discipline in capital expenditures

Balance sheet

- Fully committed credit facility in place with first installment no earlier than 5 years from signing
- Demonstrated autonomous de-leverage capacity
- Well-positioned for future shareholder returns

Questions & Answers



Investor & Analyst Conference 2008

Mechelen, Belgium
May 13, 2008