



commsquare

A Systemics Group Company

Results Presentation Flanders (2018Q4)
& Brussels (Feb/2019) – Throughput statistics
March 2019

Stefan Engels
Victor Esteban

stefan@commsquare.com
victor.esteban@commsquare.com

DISCLAIMER: This report or extracts of it can't be published without prior written approval from Commsquare. This report contains confidential information.

Version	Date	Changes
1.0	26/Mar/2019	Initial version




Flanders region (2018Q4)

Measurements description

3

- » Results in this report correspond to the measurements that took place in Flanders region during 2018Q4 benchmark campaign

Campaign	Flanders region (2018Q4)
Mode	Data LTE "Free Mode"
Device	Sony XZ2
Networks	Telenet (BASE SIM), Proximus & Orange
Dates	From 08/Dec/2018 to 19/Dec/2018
# of tests	~2,200 data tests per operator in DL & UL



TCM "Terminal Container Module": (+) the UE uses the built in RF antennas

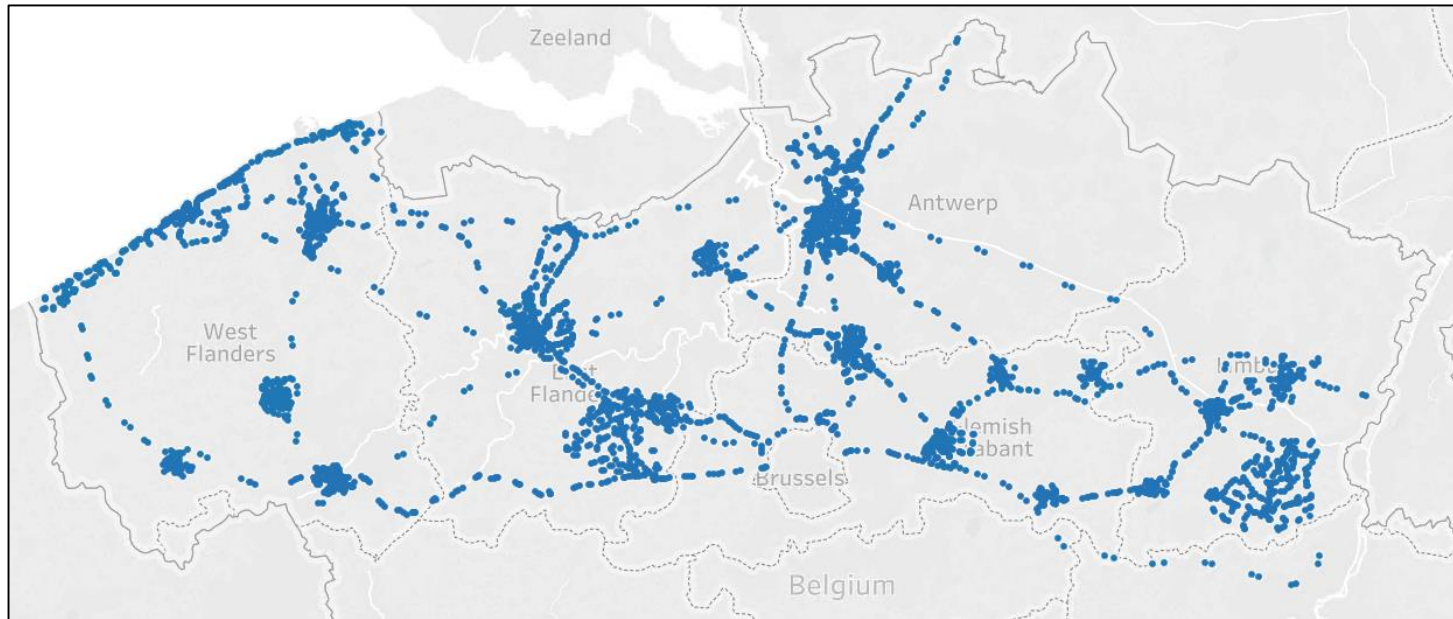


Flanders region (2018Q4)

Driven routes

4

- » In the map below, the locations where the tests were performed in Flanders region are displayed





Flanders region (2018Q4)

Throughput statistics

- » Throughput results for the fixed duration tests that performed in Flanders region during 2018Q4 benchmark campaign

Data Summary			Telenet	Proximus	Orange
HTTP DL fixed duration	Throughput (Mbps)	average	86.2	81.4	65.6
HTTP UL fixed duration			23.8	22.0	22.4



Brussels "administrative" polygon (Feb/2019)

Measurements description

- » Results in this report correspond to the measurements that took place in Brussels "administrative" polygon in February 2019

Campaign	Brussels "administrative" polygon (Feb/2019)
Mode	Data LTE "Free Mode"
Device	Sony XZ2
Networks	Telenet (BASE SIM), Proximus & Orange
Dates	From 14/Feb/2019 to 19/Feb/2019
# of tests	~500 data tests per operator in DL & UL



TCM "Terminal Container Module": (+) the UE uses the built in RF antennas

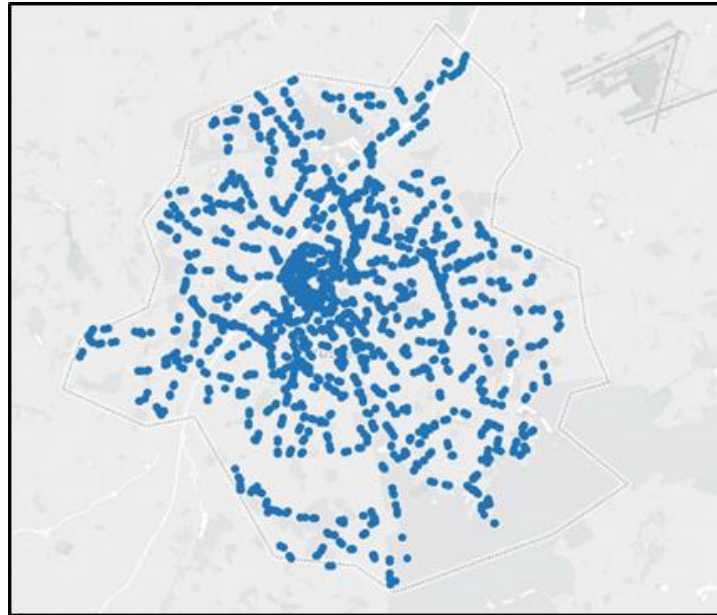


Brussels "administrative" polygon (Feb/2019)

Driven routes

7

- » In the map below, the locations where the tests were performed in Brussels "administrative" polygon are displayed





Brussels "administrative" polygon (Feb/2019)

Throughput statistics

- » Throughput results for the fixed duration tests that performed in Brussels "administrative" polygon in February 2019

Data Summary			Telenet	Proximus	Orange
HTTP DL fixed duration	Throughput (Mbps)	average	85.1	80.2	56.9
HTTP UL fixed duration			29.8	26.3	25.4

- » Results & conclusions in this report are valid for
 - The areas driven
 - The measurement dates
 - Measurement setup

- » No information is available for the areas not driven during the campaign, so strictly speaking, results can't be generalised

- » The results in this presentation cannot be used for publication without prior approval by the Managing Director of Commsquare